



FASER: ForwARd Search ExpeRiment at the LHC

Sebastian Trojanowski
University of Sheffield



The
University
Of
Sheffield.

University of Birmingham, May 15, 2019



UK Research
and Innovation

arXiv: 1708.09389; 1710.09387; 1801.08947; 1806.02348 (PRD, with J.L.Feng, I.Galon, F.Kling)

FASER Collaboration: arXiv:1811:10243 Letter of Intent (CERN-LHCC-2018-030)

arXiv:1811.12522 Physics case

arXiv:1812.09139 Technical Proposal (CERN-LHCC-2018-036)

arXiv:1901.04468 Input to the European Particle Physics Strategy

FASER APPROVAL

Voir en français

FASER: CERN approves new experiment to look for long-lived, exotic particles

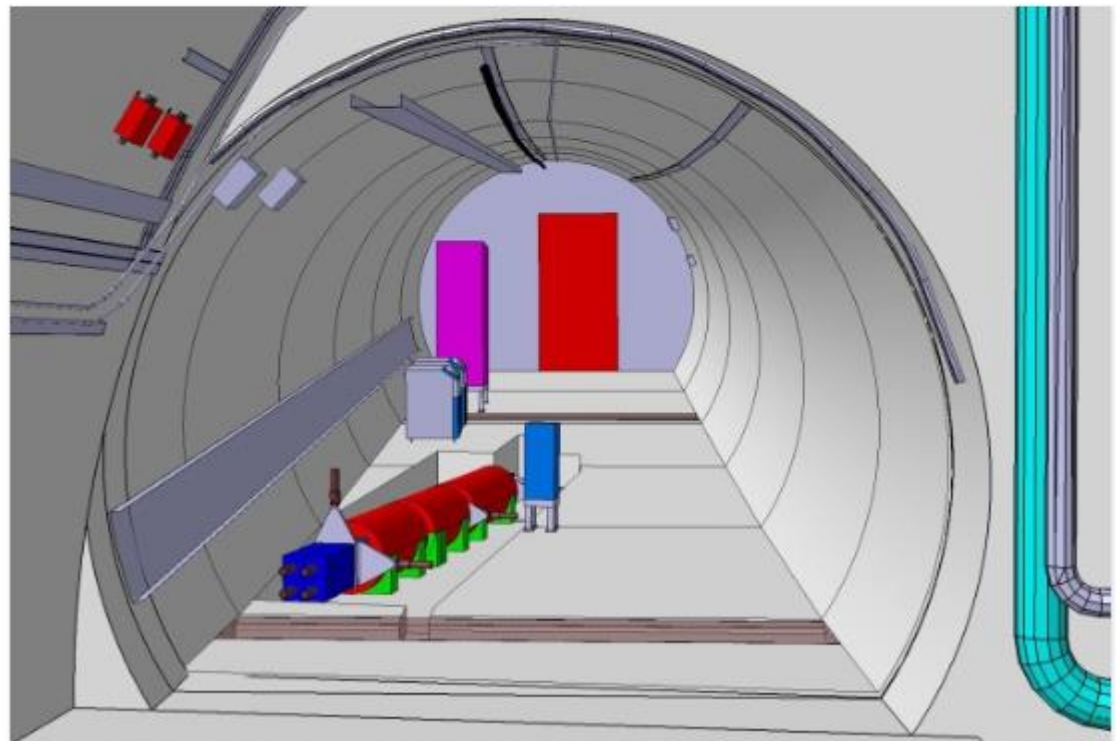
The experiment, which will complement existing searches for dark matter at the LHC, will be operational in 2021

5 MARCH, 2019 | By Cristina Agrigoroae

related article



physics
today



A 3D picture of the planned FASER detector as seen in the T112 tunnel. The detector is precisely aligned with the collision axis in ATLAS, 490 m away from the collision point (Image: FASER/CERN) (Image: CERN)

Geneva Today the CERN Research Board approved a new experiment designed to look for light and weakly

(FASER group see <https://twiki.cern.ch/twiki/bin/view/FASER>)

FASER COLLABORATION

Spokespersons: J. Boyd, J. L. Feng

- The FASER Collaboration: ~40 collaborators, 16 institutions, 8 countries
 Henso Abreu (Technion), Claire Antel (Geneva), Akitaka Ariga (Bern), Tomoko Ariga (Kyushu/Bern), Jamie Boyd (CERN), Dave Casper (UC Irvine), Franck Cadoux (Geneva), Xin Chen (Tsinghua), Andrea Coccaro (Genova), Candan Dozen (Tsinghua China), Yannick Favre (Geneva), Jonathan Feng (UC Irvine), Didier Ferrere (Geneva), Iftah Galon (Rutgers), Sergio Gonzalez-Sevilla (Geneva), Shih-Chieh Hsu (Washington), Zhen Hu (Tsinghua), Peppe Iacobucci (Geneva), Sune Jakobsen (CERN), Roland Jansky (Geneva), Enrique Kajomovitz (Technion), Felix Kling (UC Irvine), Susanne Kuehn (CERN), Lorne Levinson (Weizmann), Sam Meehan (CERN), Josh McFayden (CERN), Friedemann Neuhaus (Mainz), Hidetoshi Otono (Kyushu), Lorenzo Paolozzi (Geneva), Brian Petersen (CERN), Osamu Sato (Nagoya), Matthias Schott (Mainz), Anna Sfyrla (Geneva), Savannah Shively (UC Irvine), Jordan Smolinsky (UC Irvine), Aaron Soffa (UC Irvine), Yosuke Takubo (KEK), Eric Torrence (Oregon), Sebastian Trojanowski (Sheffield), Gang Zhang (Tsinghua China)



The
University
Of
Sheffield.



KYUSHU
UNIVERSITY



UC
IRVINE

u^b UNIVERSITÄT
BERN



Technion
Israel Institute of Technology



NAGOYA UNIVERSITY

RUTGERS
THE STATE UNIVERSITY
OF NEW JERSEY



UNIVERSITÉ
DE GENÈVE



מכון ויצמן למדע
WEIZMANN INSTITUTE OF SCIENCE



KEK



UNIVERSITY of
WASHINGTON

JOHANNES GUTENBERG
UNIVERSITÄT MAINZ



UNIVERSITÀ DEGLI STUDI
DI GENOVA



清华大学

Tsinghua University

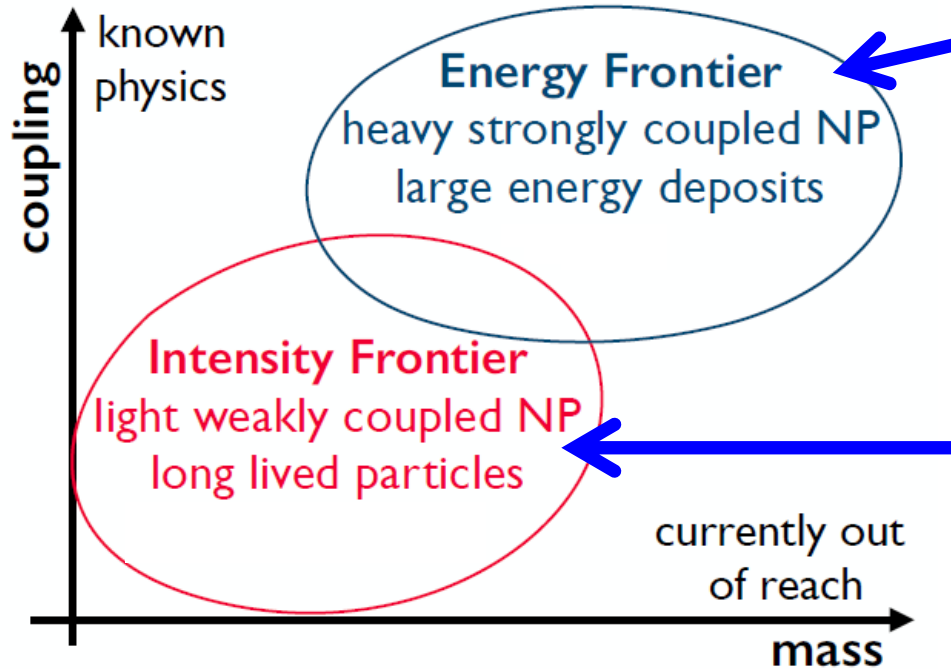


UNIVERSITY OF
OREGON

OUTLINE

- Motivation behind the intensity frontier searches for light long-lived particles (LLPs)
- FASER: ForwArd Search ExpeRiment at the LHC (idea, basic detector design)
- Remarks about FASER physics program
 - dark photons,
 - axion-like particles,
 - light scalars,
 - possible measurements for SM neutrinos,
 - ... and many other models
- Background: simulations & in-situ measurements
- Concluding remarks

MOTIVATION



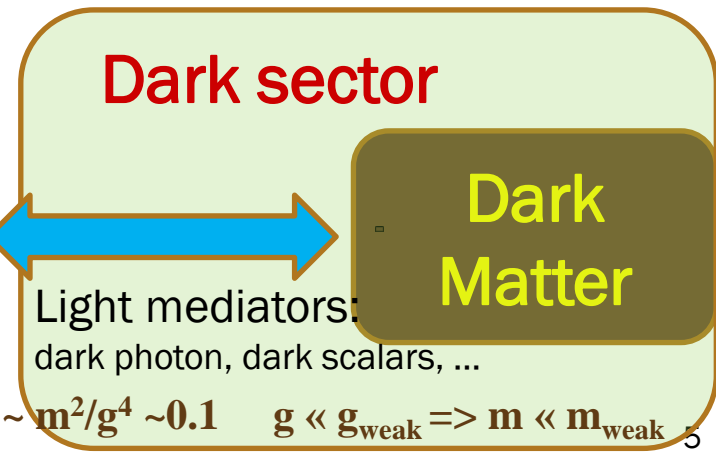
heavy and strongly-coupled new physics
 e.g. SUSY, extra dimensions, ...
 here also missing energy searches for heavy WIMP DM, magnetic monopoles,...

Light and very weakly coupled new physics:
 -- requires large „luminosities” (statistics)
 -- new particles decay back to SM, but with highly displaced vertices
 -- SM BG needs to be highly suppressed

Exciting physics:

- cosmology (dark matter, inflation, baryogenesis,...)
- neutrino masses (GeV-scale heavy neutral leptons)
- $(g-2)_\mu$
- ...

Standard Model



Generalized WIMP miracle: $\Omega_{DM} h^2 \sim m^2/g^4 \sim 0.1 \quad g \ll g_{weak} \Rightarrow m \ll m_{weak}$

HIDDEN SECTOR PORTALS

- new „hidden” particles are SM singlets
- interactions between the SM and „hidden” sector arise due to mixing through some SM portal

$$\mathcal{L}_{\text{portal}} = \sum O_{\text{SM}} \times O_{\text{DS}}$$

B. Patt, F. Wilczek, 0605188

B. Batell, M. Pospelov, A. Ritz, 0906.5614

Renormalizable portals

Portal	Coupling
Dark Photon, A_μ	$-\frac{\epsilon}{2 \cos \theta_W} F'_{\mu\nu} B^{\mu\nu}$
Dark Higgs, S	$(\mu S + \lambda S^2) H^\dagger H$
Axion, a	$\frac{a}{f_a} F_{\mu\nu} \tilde{F}^{\mu\nu}, \frac{a}{f_a} G_{i,\mu\nu} \tilde{G}_i^{\mu\nu}, \frac{\partial_\mu a}{f_a} \bar{\psi} \gamma^\mu \gamma^5 \psi$
Sterile Neutrino, N	$y_N L H N$

PBC report, 1901.09966

FASER

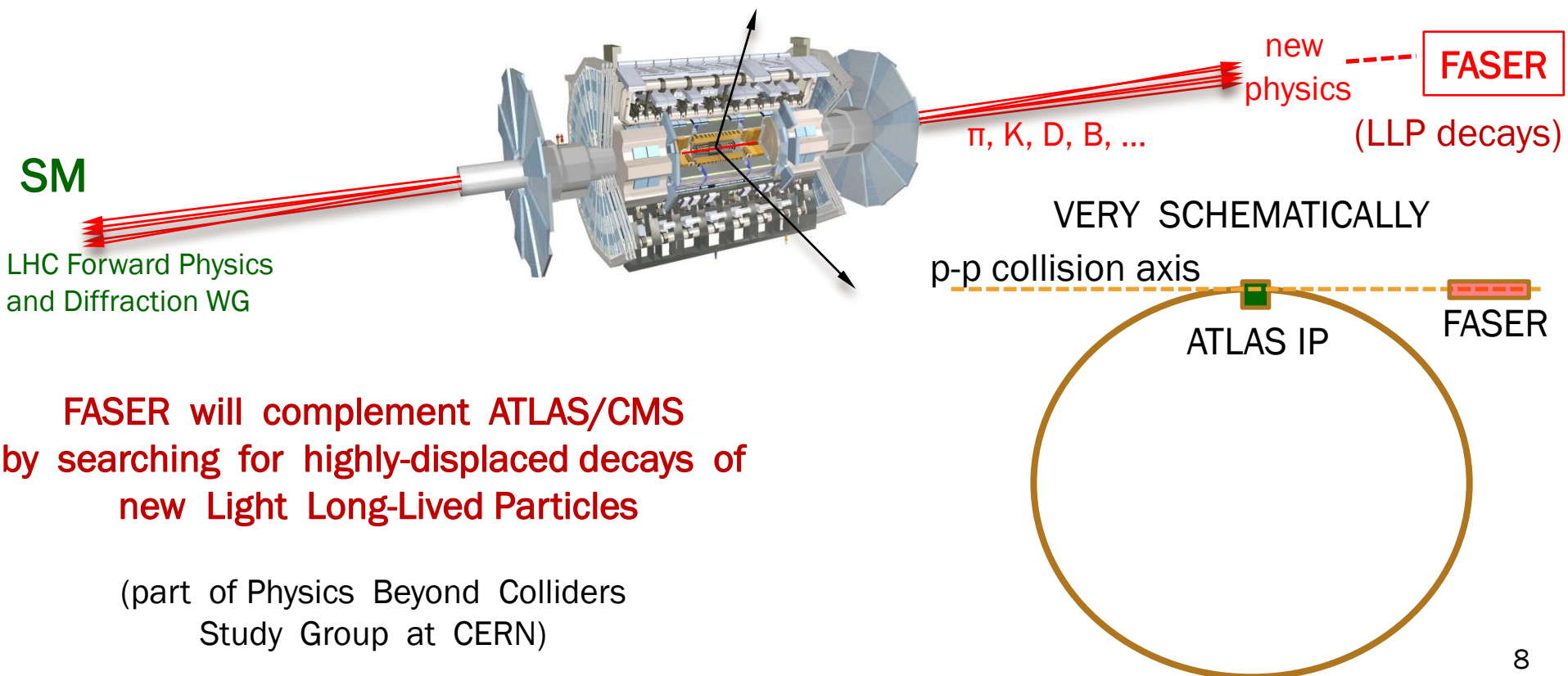
FASER - IDEA

FASER – newly proposed, small ($\sim 0.05 \text{ m}^3$) and inexpensive ($\sim 1 \text{ M}\$$) experiment detector to be placed few hundred meters downstream away from the ATLAS IP

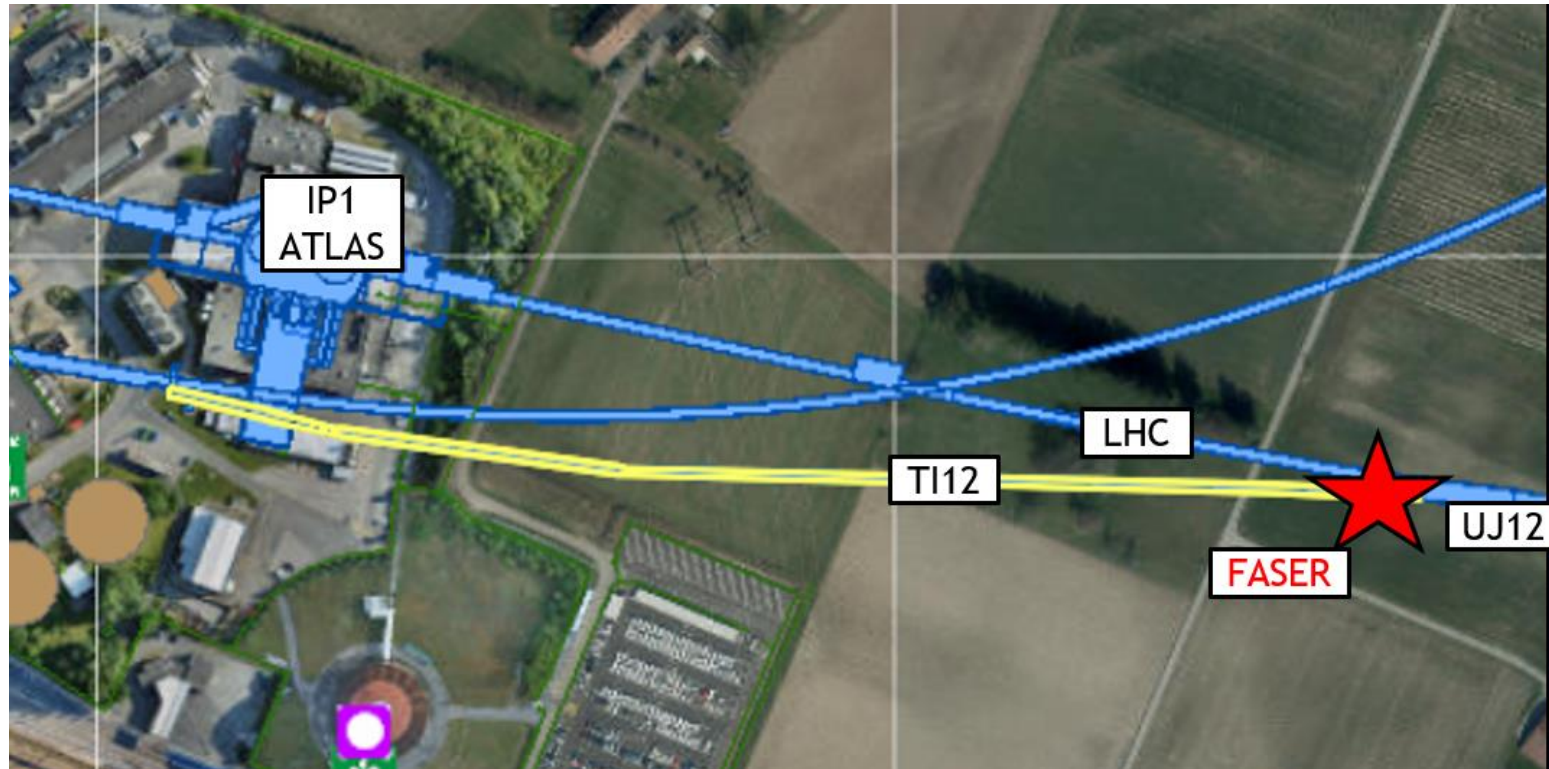
to harness large, currently „wasted” forward LHC cross section

$$\sigma_{\text{inel}} \sim 75 \text{ mb, e.g., } N_{\pi} \sim 10^{17} \text{ at } 3 \text{ ab}^{-1}$$

(for comparison $\sigma \sim \text{fb} - \text{pb}$, e.g., $N_{\text{H}} \sim 10^7$ at 300 fb^{-1} in high- p_{T} searches)



FASER LOCATION – TUNNEL TI12



- location in a side tunnel TI12 (former service tunnel connecting SPS to LEP)
- $L \sim 485\text{m}$ away from the IP along the beam axis
- space for a **5-meter-long** detector
- precise position of the beam axis in the tunnel up to **mm precision** (CERN Engineering Dep)
- corrections due to beam crossing angle (for $\sim 300\mu\text{rad}$ the displacement is $\sim 7\text{-}8\text{ cm}$)⁹

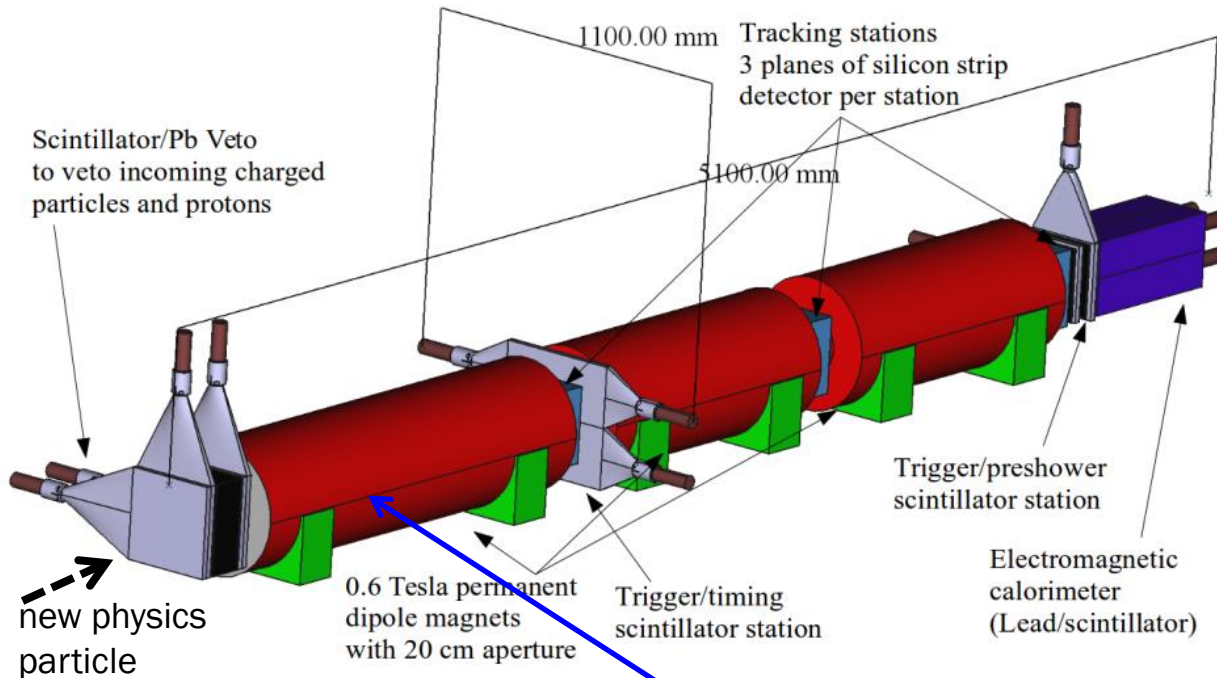
TUNNEL T112



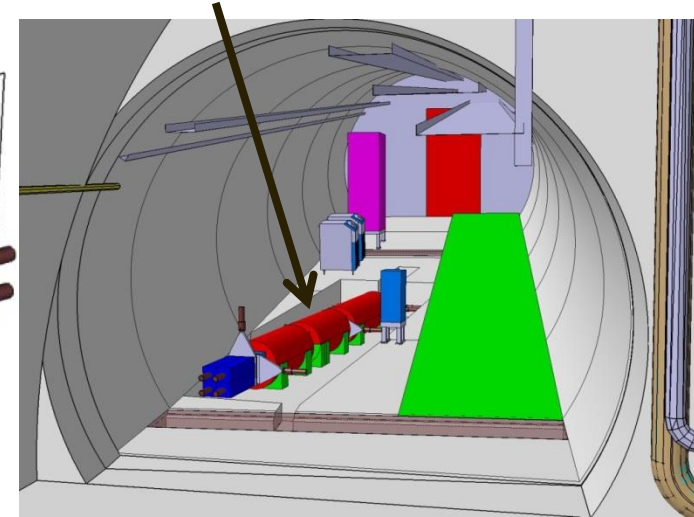
new physics
(hidden in the dark)

main LHC tunnel

BASIC DETECTOR LAYOUT



small civil engineering
(max 50cm digging)

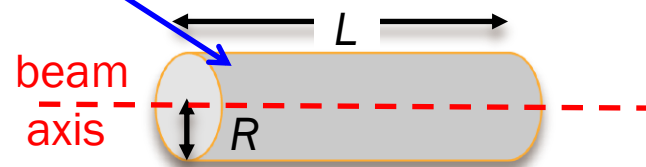


Thank you !!!

Recycling existing spare modules:

- ATLAS SCT modules (Tracker)
- LHCb ECAL modules (Calorimeter)

- cylindrical decay volume



- 2 stages of the project:

FASER 1: $L = 1.5$ m, $R = 10$ cm, $V = 0.05$ m³, 150 fb⁻¹ (Run 3) (above layout)

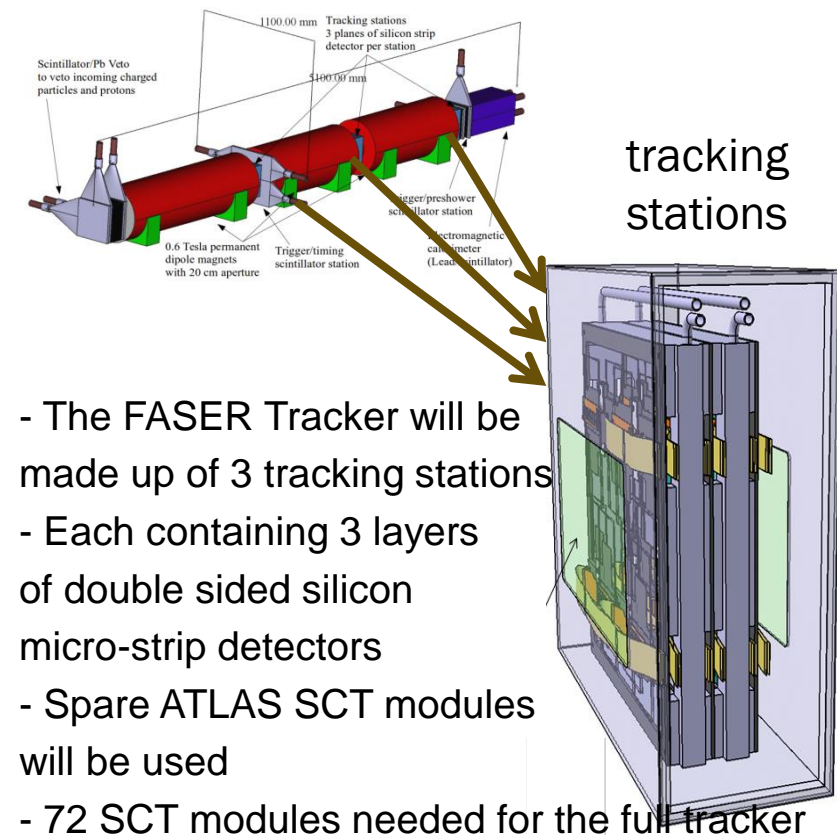

FASER 2: $L = 5$ m, $R = 1$ m, $V = 16$ m³, 3 ab⁻¹ (HL-LHC)

SIGNAL DETECTION IN THE TRACKER

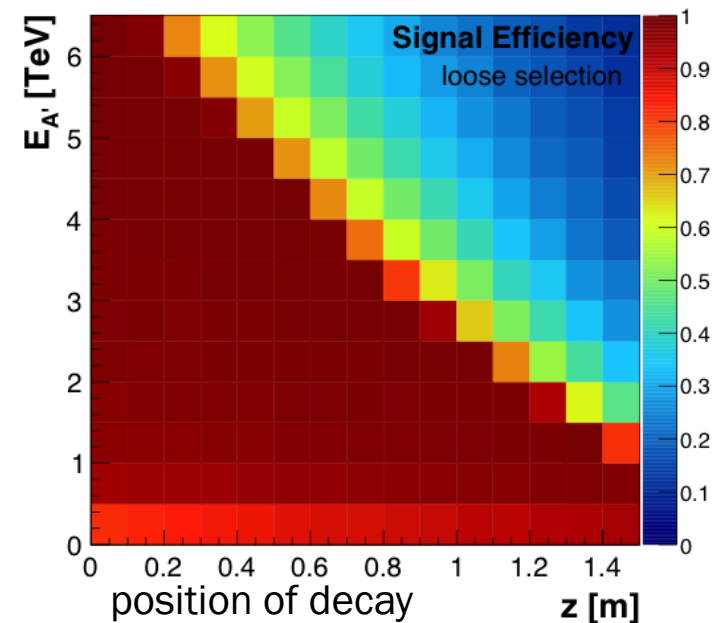
Signal is a pair of oppositely charged high-energy particles e.g. $1 \text{ TeV } A' \rightarrow e^+e^-$

In the following we assume 100% detection efficiency for a better comparison with other experiments

Ongoing work on full detector simulations



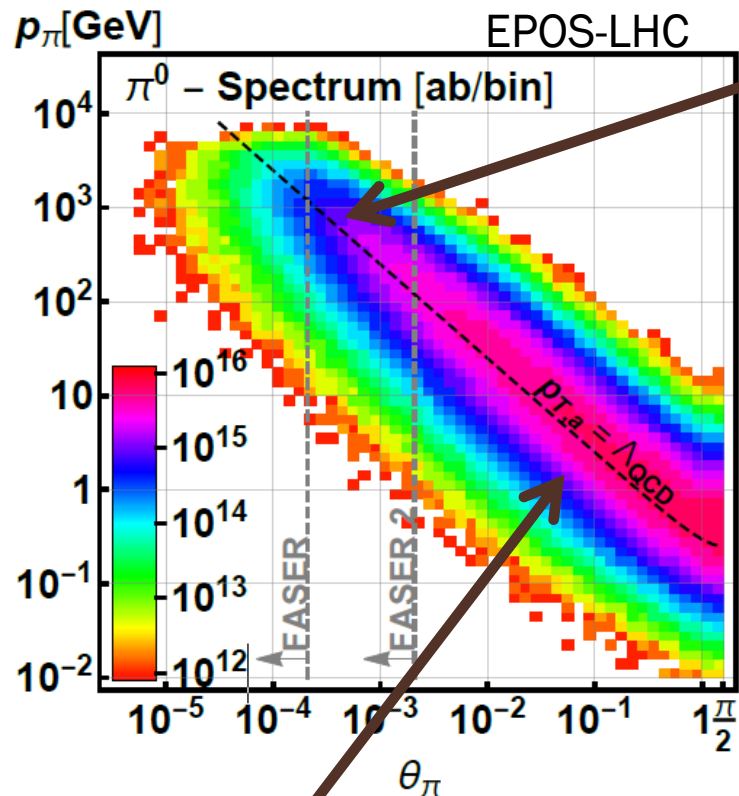
CHARGED TRACK SEPARATION EFFICIENCY
2nd/3rd tracking station (separation > 0.3mm)



FASER PHYSICS

EXAMPLE OF LHC/FASER KINEMATICS

LLP FROM PION PRODUCTION AT THE IP



Hard pions highly collimated along the beam axis since their $p_T \sim \Lambda_{\text{QCD}}$ e.g. for $E_{\pi_0} \geq 10$ GeV

- $\sim 1.7\%$ of π_0 s go towards **FASER**
- $\sim 24\%$ of π_0 s go towards **FASER 2**

This can be compared to the angular size of both detectors with respect to the total solid angle of the forward hemisphere (2π):

- $\sim (2 \times 10^{-6})\%$ for **FASER**
- $\sim (2 \times 10^{-4})\%$ for **FASER 2**



Soft pions going towards high- p_T detectors:

- produced LLPs would be too soft for triggers
- large SM backgrounds

LLPs produced from B mesons in FASER 2

$p_T \sim m_B$ \Rightarrow larger angular spread \Rightarrow target for FASER 2

at FASER energies: $N_B/N_\pi \sim 10^{-2}$
 (10^{-7} for typical beam dumps) ¹⁴

DARK PHOTON

- (broken) dark $U(1)$ gauge group,
- kinetic mixing with the SM photon: $\epsilon F^{\mu\nu} F'_{\mu\nu}$,
- after field redefinition:

$$\mathcal{L} \supset -\frac{1}{4} F^{\mu\nu} F_{\mu\nu} - \frac{1}{4} F'^{\mu\nu} F'_{\mu\nu} + \frac{1}{2} m_{A'}^2 A'_\mu A'^\mu + \sum_f \bar{f}(i\not{\partial} - \epsilon e q_f A') f$$

- production: π^0 and η decays, bremsstrahlung,
direct production in $q\bar{q}$ scatterings

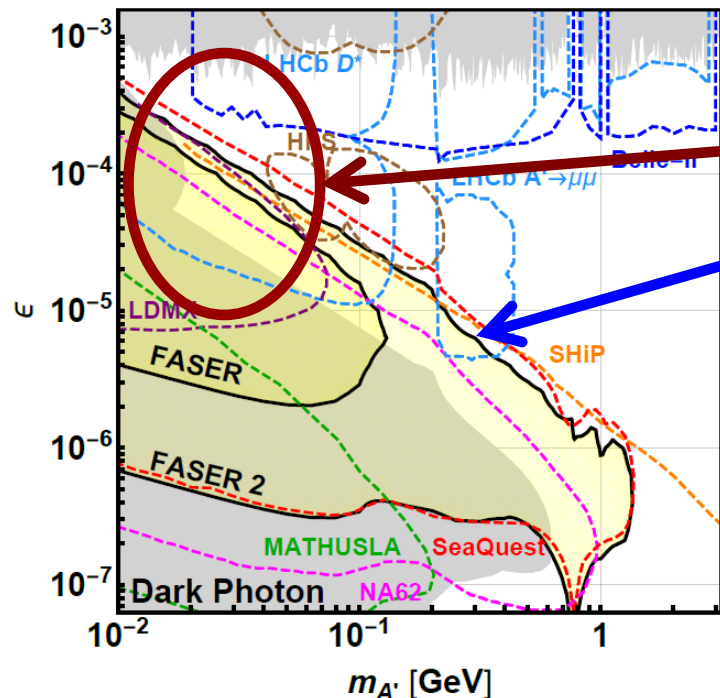
- decays: dominantly into e^+e^- and $\mu^+\mu^-$ up to ~ 500 MeV,

then various hadronic decay modes

$$\bar{d} = c \frac{1}{\Gamma_{A'}} \gamma_{A'} \beta_{A'} \approx (80 \text{ m}) B_e \left[\frac{10^{-5}}{\epsilon} \right]^2 \left[\frac{E_{A'}}{\text{TeV}} \right] \left[\frac{100 \text{ MeV}}{m_{A'}} \right]^2$$

A' as a DM-SM mediator

FASER 2 comparable to proposed large SHIP detector

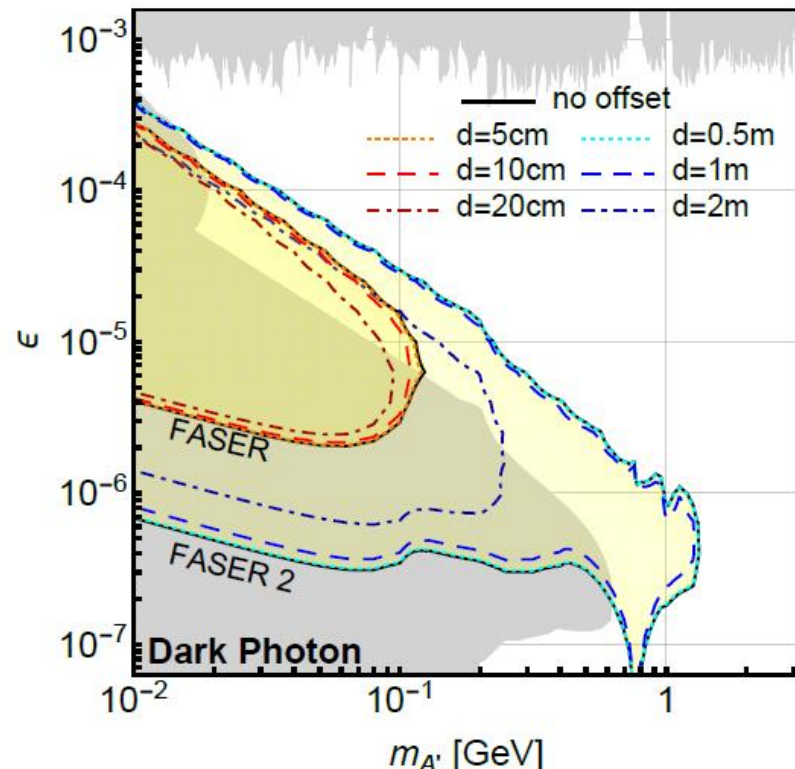
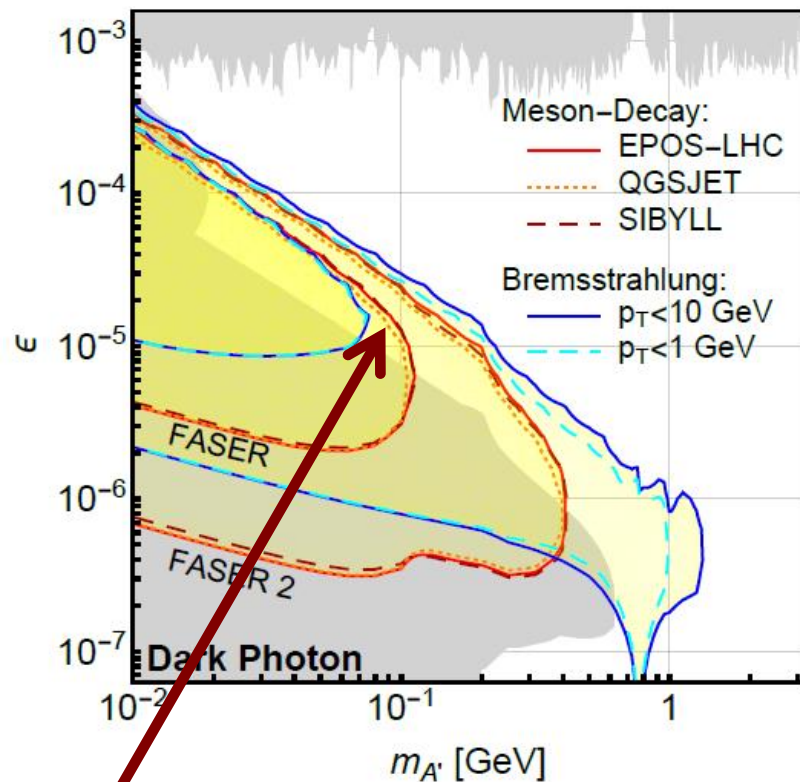


$$N_{\text{sig}} \propto \mathcal{L}^{\text{int}} \epsilon^2 e^{-L_{\text{min}}/\bar{d}} \quad \text{for } \bar{d} \ll L_{\text{min}}$$

$$\bar{d} \sim \epsilon^{-2}$$

no of events grows exponentially with a small shift in ϵ

DARK PHOTON REACH – VARIOUS MC TOOLS & OFFSET



Almost imperceptible differences in reach
for various MC tools

$$N_{\text{sig}} \propto \mathcal{L}^{\text{int}} \epsilon^2 e^{-L_{\text{min}}/\bar{d}} \quad \text{for } \bar{d} \ll L_{\text{min}} \quad \bar{d} \sim \epsilon^{-2}$$

no of events grows exponentially with a small shift in ϵ

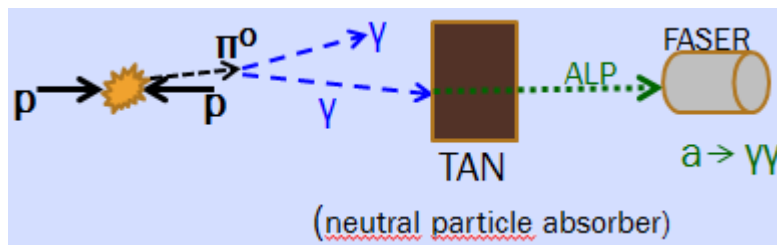
FASER reach unaffected by a small offset
as long as the beam collision axis
goes through the detector

ALPS AT FASER – LHC AS A PHOTON BEAM DUMP

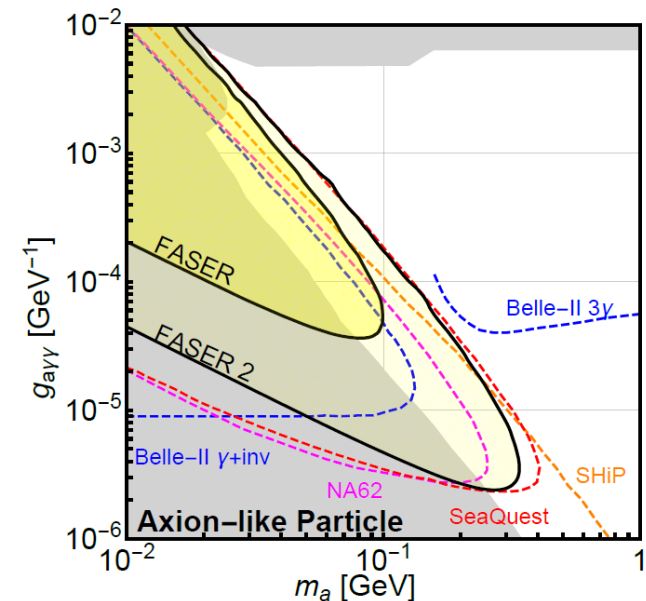
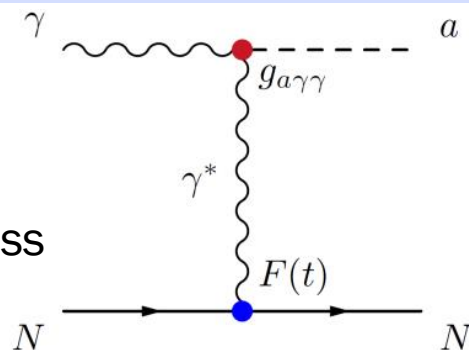
- similarly to the QCD axion, they can appear as pseudo-Nambu-Goldstone bosons in theories with broken global symmetries
- suppressed dim-5 couplings to gauge bosons $(1/\Lambda)aV^{\mu\nu}\tilde{V}_{\mu\nu}$,
- dim-5 couplings to fermions also allowed $(\partial_\mu a/\Lambda)\bar{f}\gamma_\mu\gamma_5 f$,
- interesting pheno scenario – dominant $a\gamma\gamma$ coupling

B. Döbrich *et al*, JHEP 1602 (2016) 018

Photon beam dump (also „light shining through a wall”)



ALPs
produced in the
Primakoff process



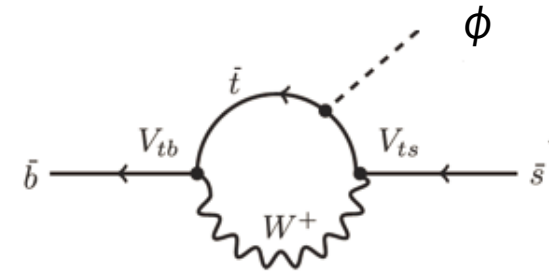
DARK HIGGS BOSONS

- Dark Higgs boson: additional hidden real scalar field ϕ ,
- often adopted phenomenological parametrization:

$$\mathcal{L} \supset -m_\phi^2 \phi^2 - \sin\theta \frac{m_f}{v} \phi \bar{f} f - \lambda v h \phi \phi$$

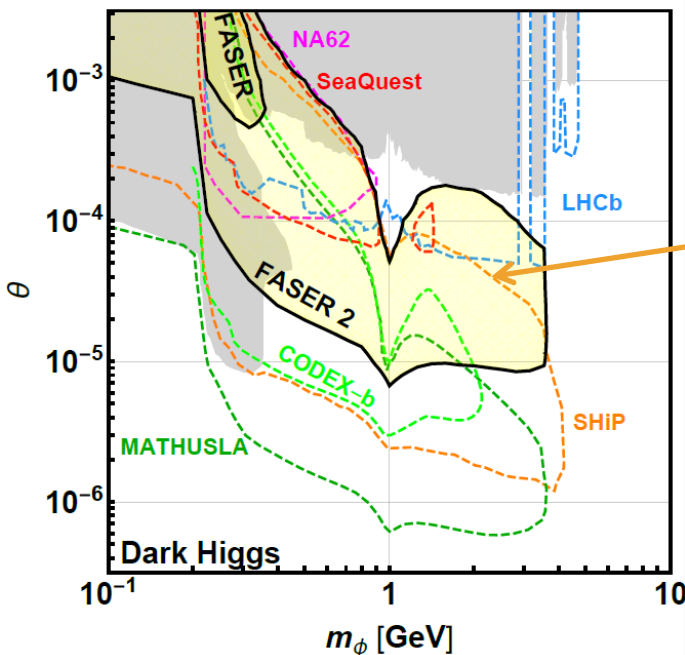
- Higgs-like couplings suppressed by θ^2 ,
- production: B and K decays, $h \rightarrow \phi\phi$,
- decays: into the heaviest kinematically allowed states: $\mu^+\mu^-$, $\pi\pi$, KK , ...

- at FASER energies: $N_B/N_\pi \sim 10^{-2}$ (10^{-7} for typical beam+dumps)
- Typical $p_T \sim m_B \rightarrow$ improved reach for FASER 2 (R=1m)

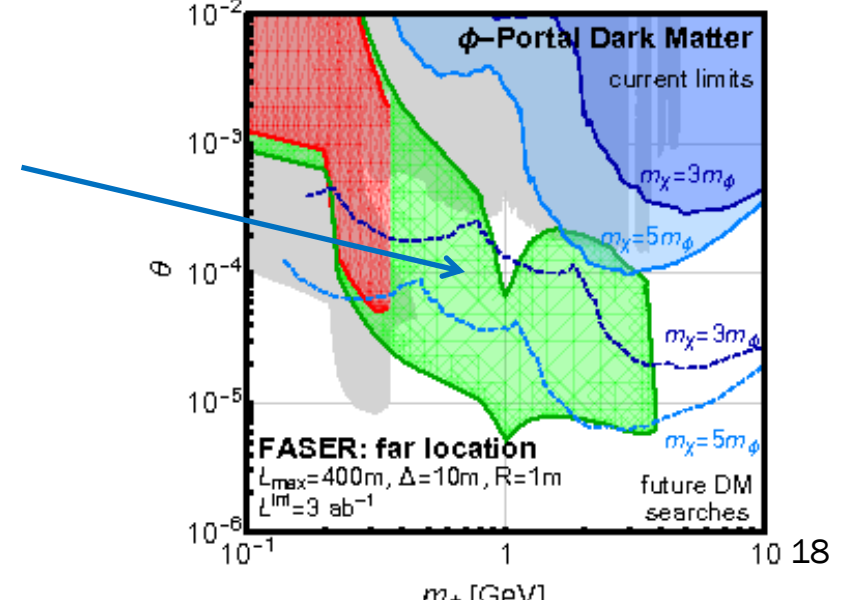


Dark Higgs-DM portal $\mathcal{L} \supset -\frac{1}{2} \kappa \phi \bar{X} X$

$\langle \sigma v \rangle \sim \kappa^4 \rightarrow \kappa$ fixed by relic density



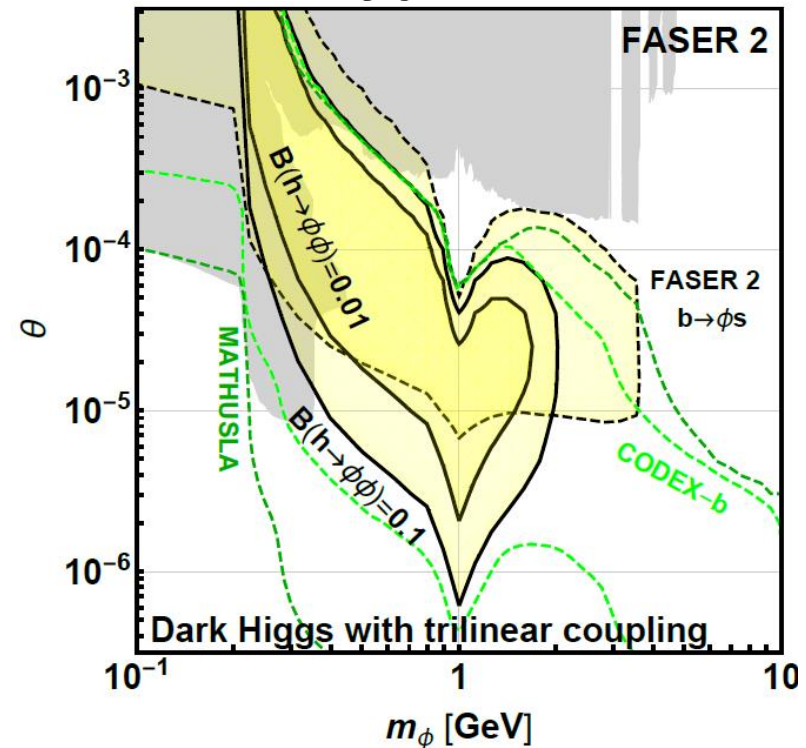
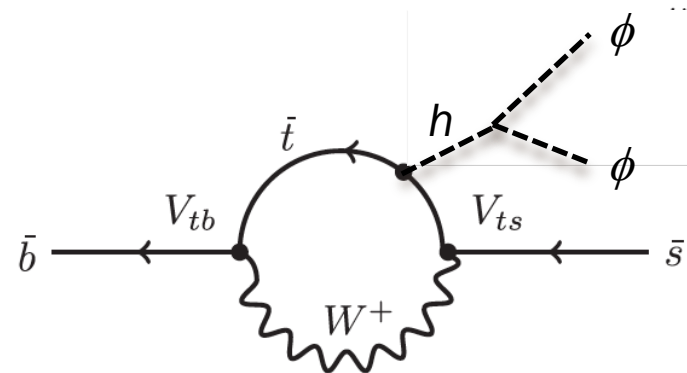
complementarity between FASER and other proposed experiments (large boost, probing lower τ)



PROBING INVISIBLE DECAYS OF THE SM HIGGS

$$\mathcal{L} \supset -\lambda v h \phi \phi$$

- trilinear coupling
➔ invisible Higgs decays $h \rightarrow \phi\phi$
- far-forward region: efficient production via off-shell Higgs, $B \rightarrow X_s h^*(\rightarrow \phi\phi)$
- can extend the reach in θ up to 10^{-6} for $B(h \rightarrow \phi\phi) \sim 0.1$
- up to ~ 100 s of events



A. Ariga, T. Ariga, D. Casper, P. Denton, J. Feng, F. Kling,
H. Otono, O. Sato, J. Smolinsky, ... (further work in progress)

SM NEUTRINOS IN FASER

Ideas currently explored:

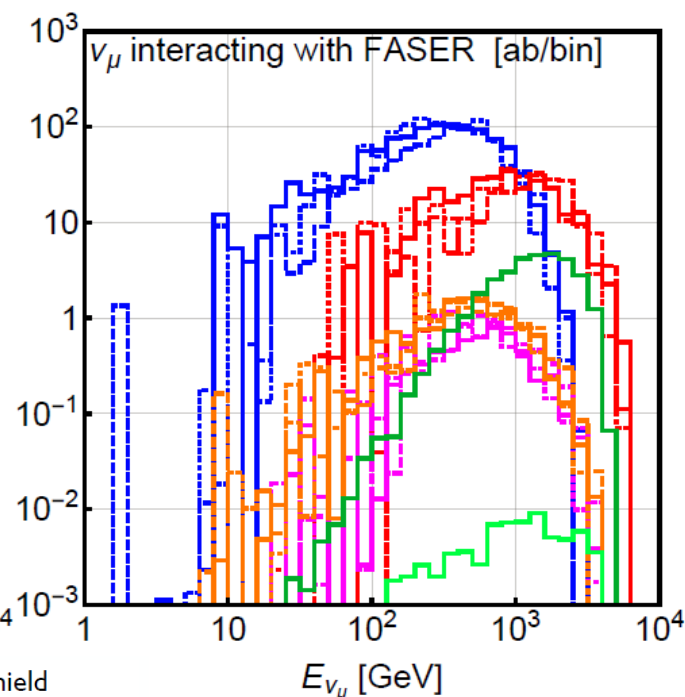
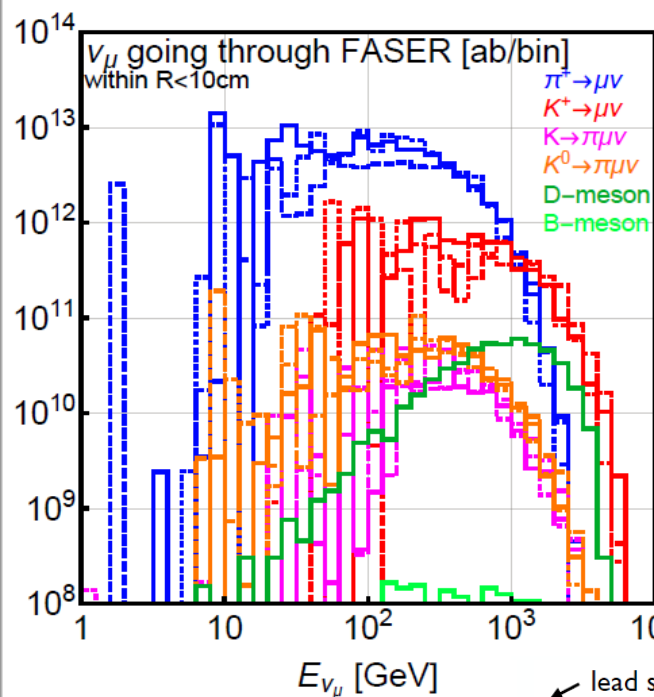
1) Few cm thick lead plate will be put between several front veto layers for BG veto purposes (in front of FASER)

Incoming neutrinos can CC interact inside the lead plate producing muon with no counterpart in layers in front of the plate

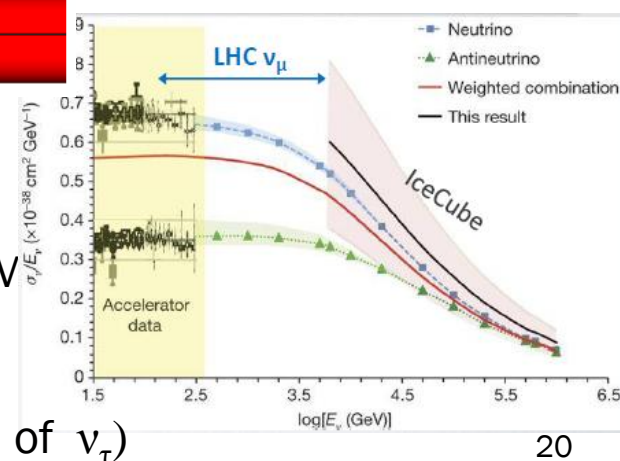
Potentially hundreds of events in FASER

Measurement of the neutrino CC scattering cross section for $E_\nu \sim \text{TeV}$

2) Employing larger neutrino detector in front of FASER
– additional information about kinematics (e.g. measurements of ν_τ)

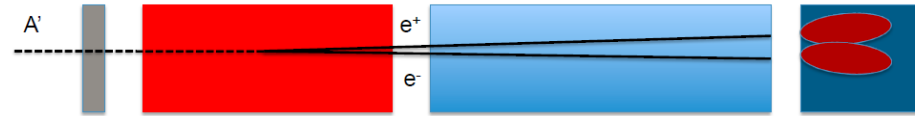


lead shield



SM BACKGROUNDS

BACKGROUNDS – SIMULATIONS (FLUKA)



Spectacular signal:

- two opposite-sign, high energy (few hundred GeV) charged tracks,
- that originate from a common vertex inside the decay volume,
- and point back to the IP (+no associated signal in a veto layer in front of FASER),
- and are consistent with bunch crossing timing.

Other particles: detailed simulations, highly reduced rate (shielding + LHC magnets) study by the members of the CERN FLUKA team:

Part. type	Cut $T > 100$ GeV		Cut $T > 500$ GeV		Cut $T > 1$ TeV	
	fluence rate ($\text{cm}^{-2} \text{s}^{-1}$)	fluence per bunch crossing per cm^2	fluence rate ($\text{cm}^{-2} \text{s}^{-1}$)	fluence per bunch crossing per cm^2	fluence rate ($\text{cm}^{-2} \text{s}^{-1}$)	fluence per bunch crossing per cm^2
μ^+	0.18	$6.1 \cdot 10^{-9}$	0.02	$5.8 \cdot 10^{-10}$	0.002	$6.8 \cdot 10^{-11}$
μ^-	0.40	$1.3 \cdot 10^{-8}$	0.22	$7.4 \cdot 10^{-9}$	0.14	$4.6 \cdot 10^{-9}$
n_0	$\sim 10^{-7}$	$\sim 10^{-14}$	0	0	0	0
γ	$\sim 10^{-4}$	$\sim 10^{-12}$	$\sim 10^{-6}$	$\sim 10^{-13}$	$\sim 10^{-6}$	$\sim 10^{-13}$
π	$\sim 10^{-5}$	$\sim 10^{-12}$	$\sim 10^{-7}$	$\sim 10^{-14}$	0	0

Process	Expected Number of Events
μ	540M
$\mu + \gamma_{\text{brem}}$ [$\mu + (\gamma_{\text{brem}} \rightarrow e^+e^-)$]	41K [7.4K]
$\mu + \text{EM shower}$	22K
$\mu + \text{hadronic shower}$	21K

- Neutrino-induced events: low rate

- The radiation level in TI18 is low ($< 10^{-2}$ Gy/year), encouraging for detector electronics

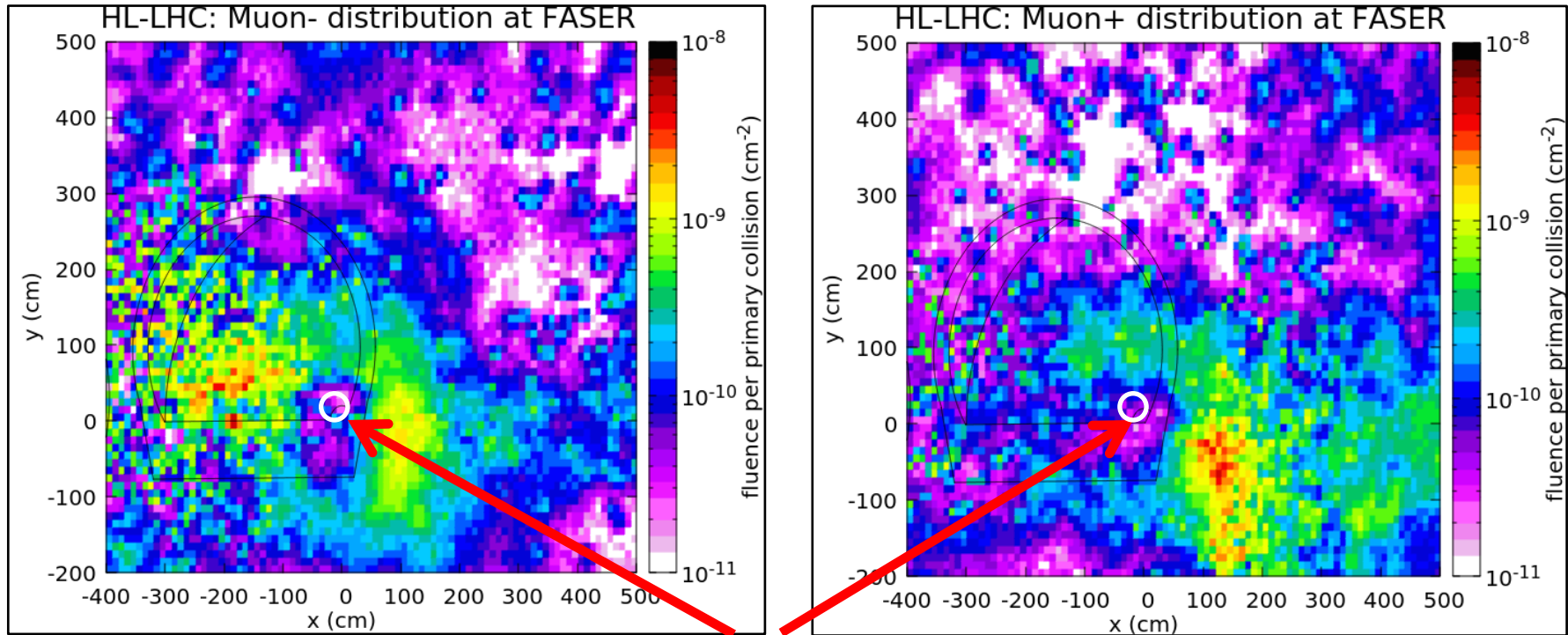
- Proton showers in a nearby Dispersion Suppressor lead to negligible BG after $\sim 90\text{m}$ of rocks in front of FASER

- Muons coming from the IP – front veto layers

Expected trigger rate ~ 650 Hz

BACKGROUNDS – SIMULATIONS (2)

Cross section of the tunnel containing FASER



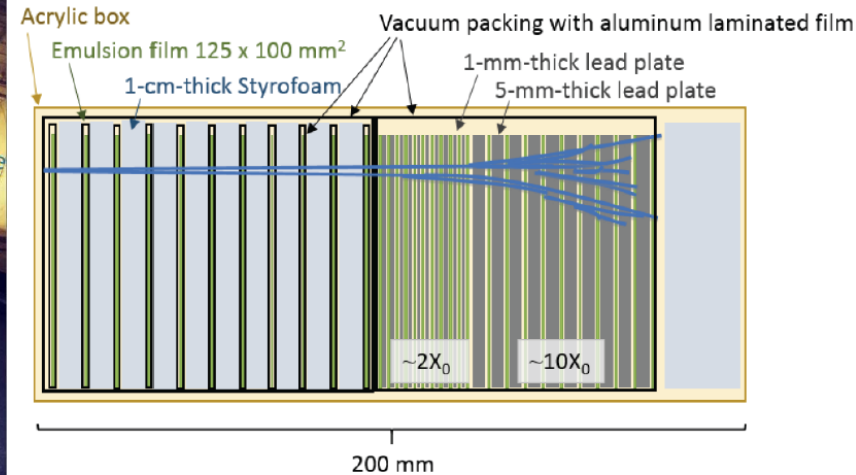

FASER

At FASER location:

muon flux reduced along the beam collision axis (helpful role of the LHC magnets)

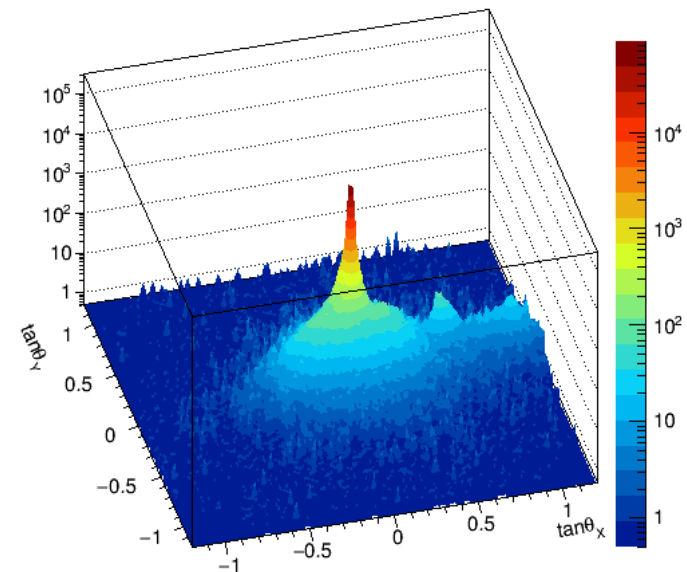
BACKGROUNDS – IN-SITU MEASUREMENTS

- Emulsion detectors – focusing on a small region around the beam axis (FASER location)
- TimePix Beam Lumi Monitors
- BatMons (battery-operated radiation monitors)



Analyses show that results are consistent with FLUKA simulations

PRACTICALLY ZERO BG SEARCH



SUMMARY

FASER TIMELINE

Sep 2017: First paper, J. Feng, I. Galon, F. Kling, ST, PRD 97 035001 (2018)

...within ~1.5 year FASER grew to an international collaboration recognized at CERN

Currently: ~40 active members from ~16 institutions in ~8 countries,

Spokespersons: Jamie Boyd (CERN), Jonathan L. Feng (UC Irvine)

During LHC Run 2 (2018): detailed BG simulations (CERN Eng Dep) + in-situ measurements

Sep 2018: FASER Letter of Intent – accepted by the LHC Committee

Dec 2018: Technical Proposal recommended by the LHC Committee for a full approval

Dec 2018/Jan 2019: fundings granted for the detector (Heisig-Simons and Simons foundations)

Mar 2019: FASER fully approved by the CERN Research Board

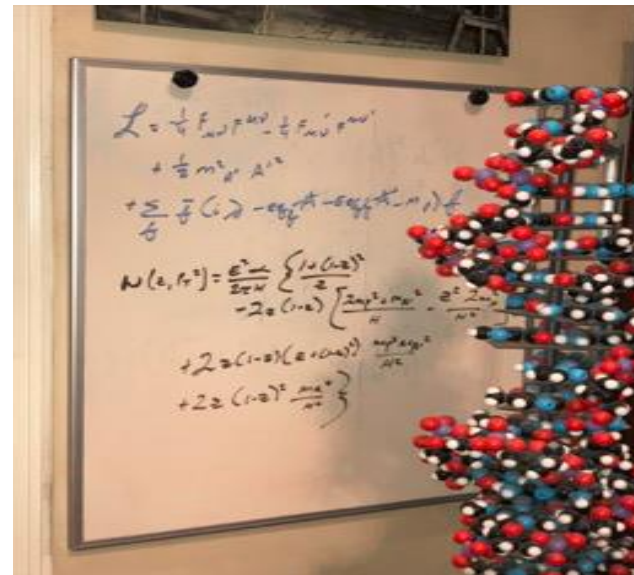

PLANS:

– Final detector design, manufacture, installation and commissioning during Long Shutdown 2 (ongoing work)

– Data taking during LHC Run 3 (2021-23)

– FASER 2 (major upgrade for HL-LHC)

FASER IN POPULAR CULTURE



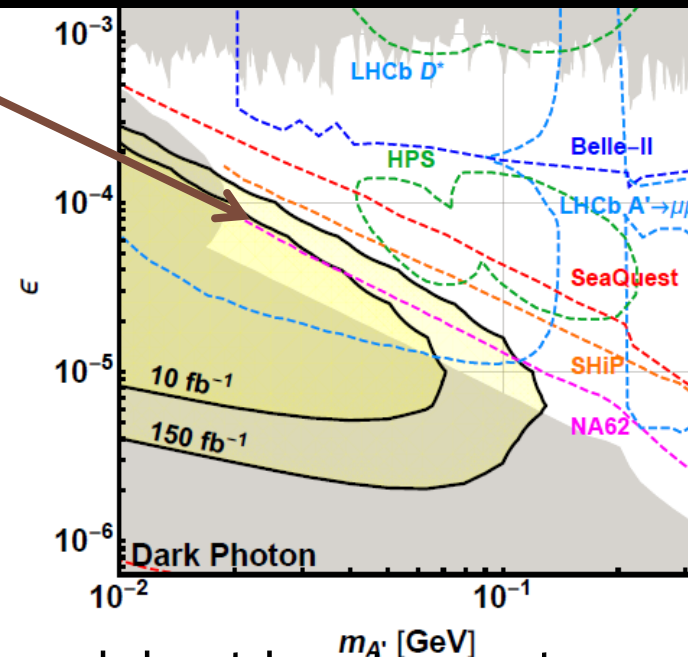
related article



New physics reach even after first 10fb^{-1} (end of 2021?)

CONCLUSIONS

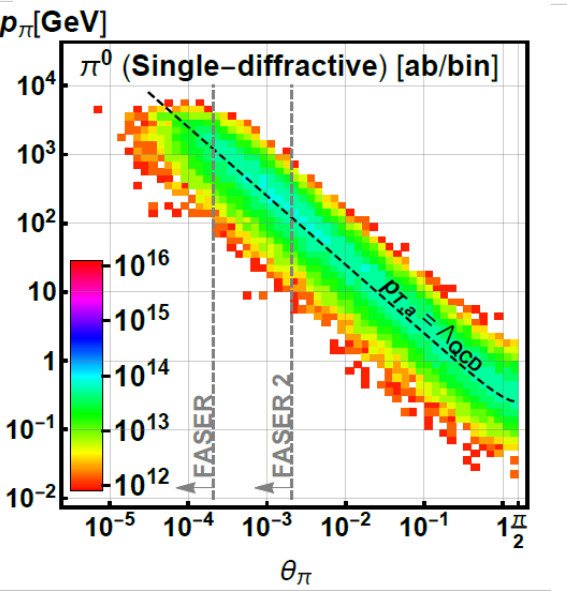
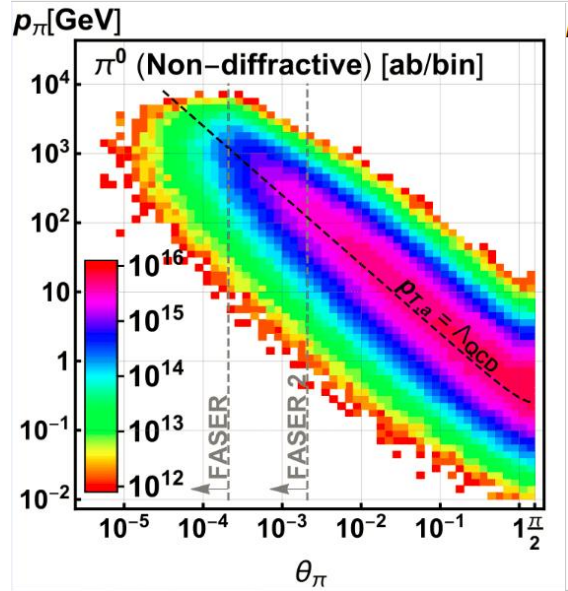
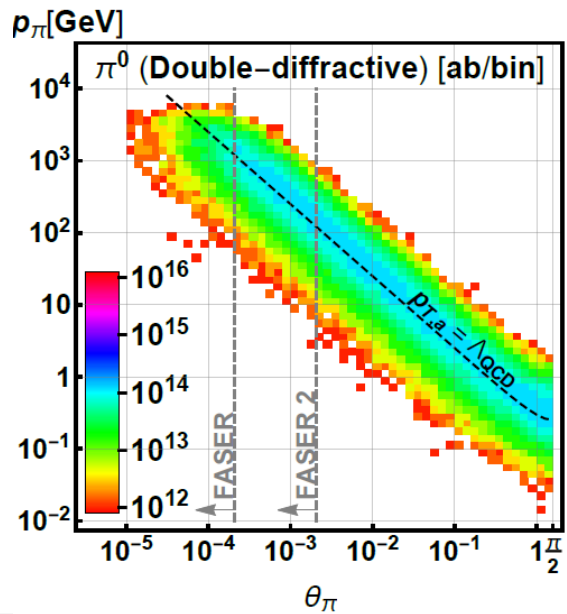
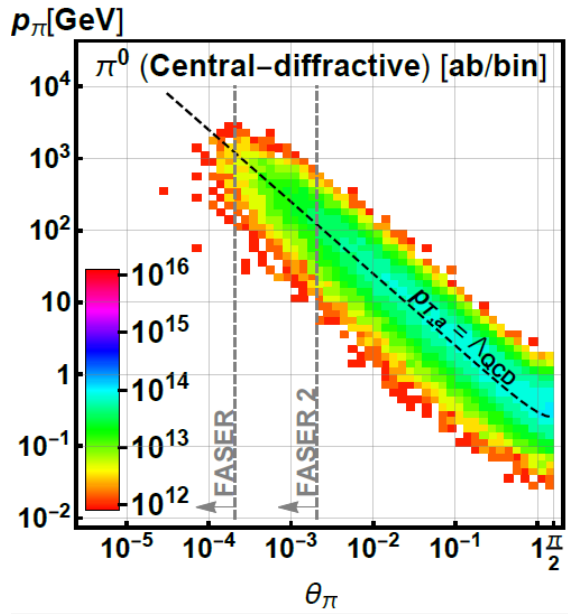
- Light Long-lived Particles (LLPs) – exciting new physics !!!
- **FASER** is a newly proposed, small and inexpensive experiment to be placed at the LHC to search for light long-lived particles to complement the existing experimental programs at the LHC, as well as other proposed experiments,
- FASER is fully approved by the CERN Research Board
- FASER would not affect any of the existing LHC programs and do not have to compete with them for the beam time etc.
- Rich physics prospects:
 - popular LLP models (dark photon, dark Higgs boson, GeV-scale HNLs, ALPs...),
 - Many connections to DM and cosmology
 - Invisible decays of the SM Higgs,
 - Measurements of SM neutrinos
- Possible timeline:
 - Install FASER 1 in LS2 (2019-20) for Run 3 (150fb^{-1})
 - $R = 10\text{ cm}$, $L = 1.5\text{ m}$, Target dark photons, B-L gauge bosons, ALPs, HNLs(τ)...
 - Install FASER 2 in LS3 (2023-25) for HL-LHC (3ab^{-1})
 - $R = 1\text{ m}$, $L = 5\text{ m}$, Full physics program: dark vectors, ALPs, dark Higgs, HNLs...



BACKUP

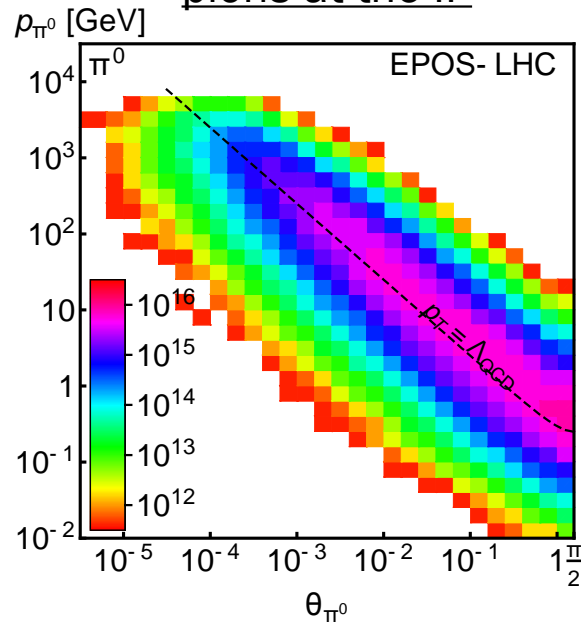
INELASTIC P-P COLLISIONS

EPOS-LHC



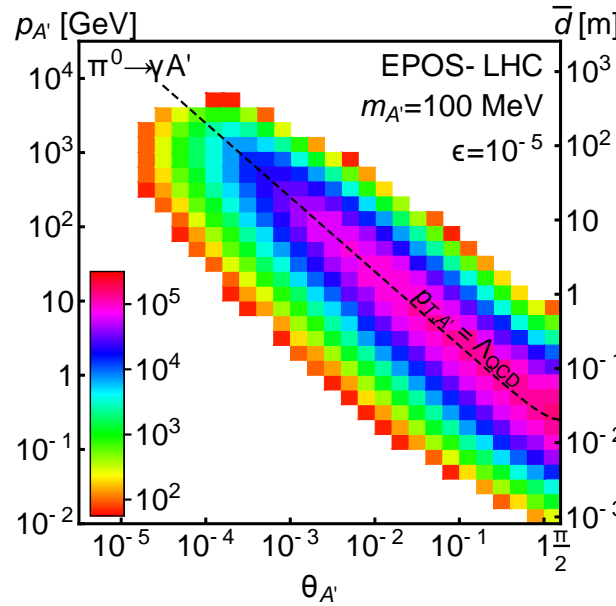
DARK PHOTONS AT FASER – KINEMATICS

pions at the IP



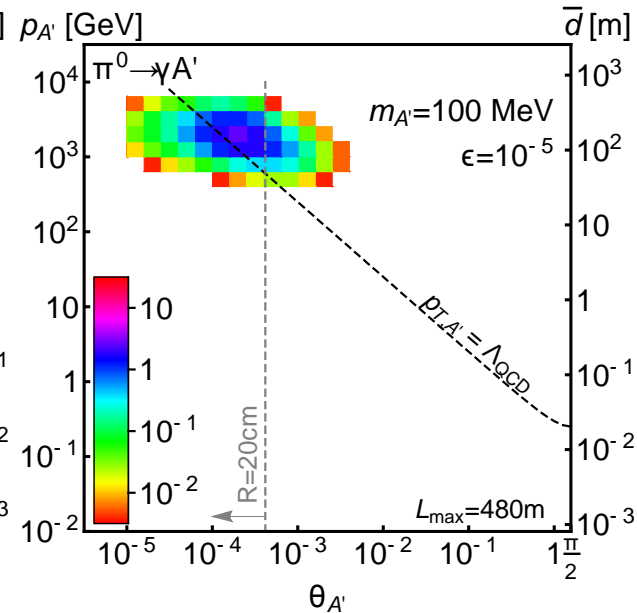
- Monte Carlo fitted to experimental data (LHCf, ALFA)
- typically $p_T \sim \Lambda_{QCD}$
- for $E \sim \text{TeV} \Rightarrow p_T/E \sim 0.1 \text{ mrad}$
- even $\sim 10^{15}$ pions per (θ, p) bin

A's at the IP



- $\pi^0 \rightarrow A'\gamma$
- high-energy $\pi^0 \Rightarrow$ collimated A's
- $\epsilon^2 \sim 10^{-10}$ suppression but still up to 10^5 A's per bin

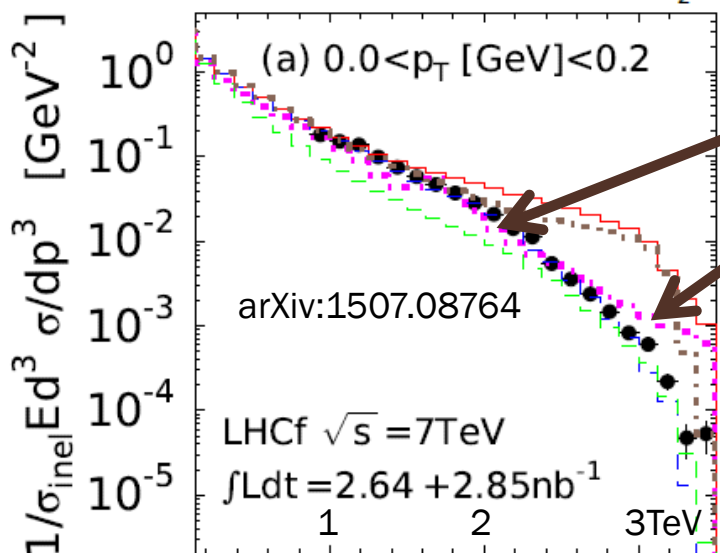
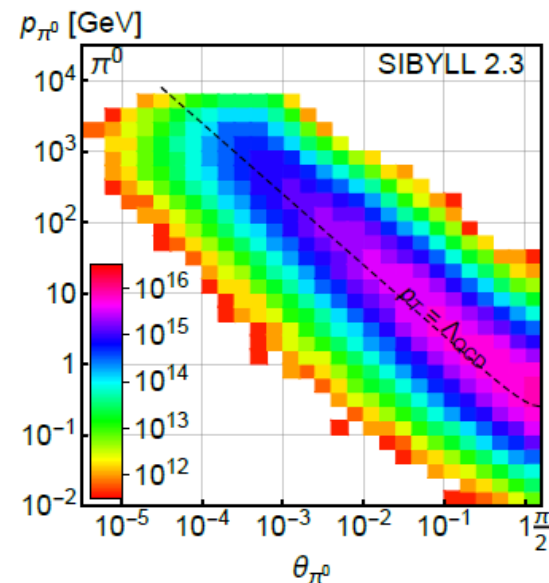
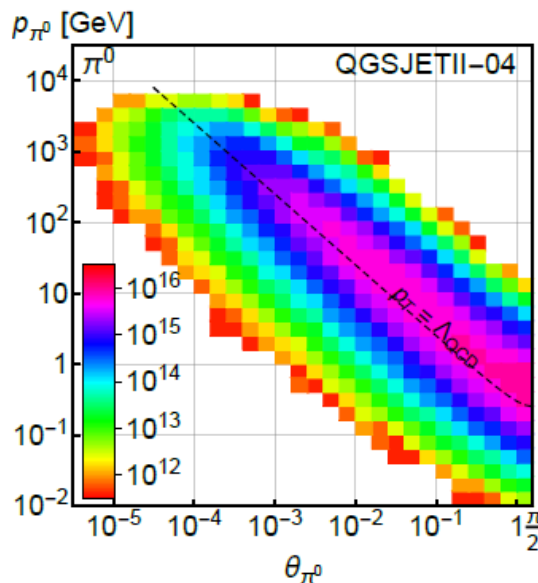
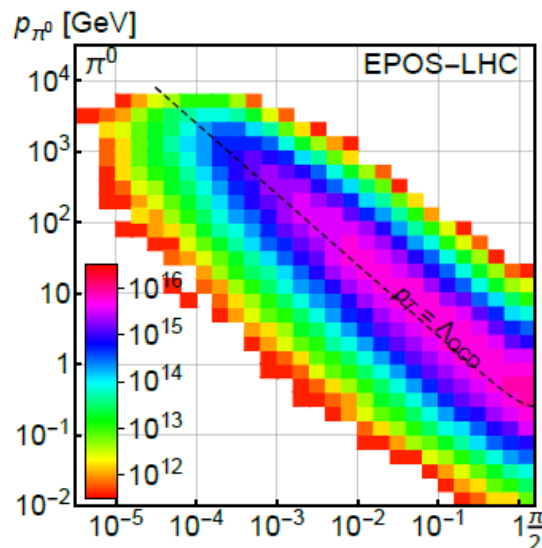
A's decaying in FASER



- only highly boosted A's survive until FASER
- $E_{A'} \sim \text{TeV}$
- further suppression from decay in volume probability
- still up to $N_{A'} \sim 100$ events in FASER, mostly within $r < 20\text{cm}$

COMPARISON – VARIOUS MC TOOLS

CRUCIAL CONTRIBUTION FROM LHC FORWARD PHYSICS AND DIFFRACTION WG



Overall agreement between MC and data

For large p_z : EPOS-LHC gives some overestimate

— DPMJET 3.06

QGSJET II, SIBYLL lower estimates

⋯ EPOS LHC

- - - QGSJET II-04

- · - · SIBYLL 2.1

⋯ PYTHIA8.185

⊕ LHCf (stat. + syst.)

**THESE DISCREPANCIES
HAVE VERY LITTLE IMPACT
ON FASER SENSITIVITY**
(see next slides)

HEAVY NEUTRAL LEPTONS AT FASER

1801.08947

Typical simplified approach:

- we focus on only one HNL leaving a signature in FASER
- we vary as free parameters

$$m_N, \quad U_{eN}, \quad U_{\mu N}, \quad U_{\tau N}, \quad \text{where only one } U_{\ell N} \neq 0 \text{ at a time.}$$

B and D meson decays – we consider about ~ 20 production channels, dominant ones dictated by the CKM suppression, kinematics and fragmentation fractions

$$D^{0,\pm} \rightarrow N e^\pm K^{\mp,0,*}, \quad D_s^\pm \rightarrow N e^\pm, \dots$$

$$B^{0,\pm} \rightarrow N e^\pm D^{\mp,0,*}, \quad B^\pm \rightarrow N e^\pm,$$

$$B_c^\pm \rightarrow N e^\pm, \dots$$

Decay modes:

$\text{BR}(N \rightarrow 3\nu) \sim 10\% - 20\%$ invisible

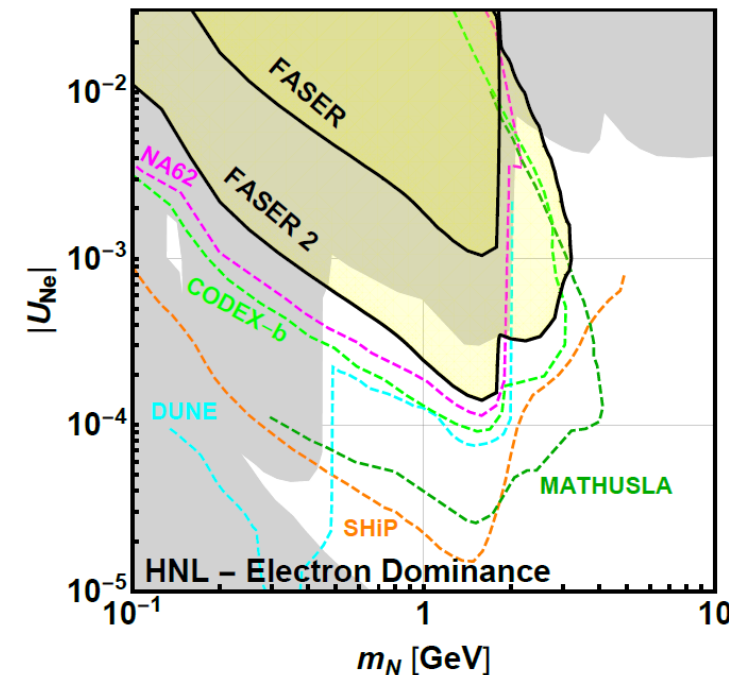
$\text{BR}(N \rightarrow \nu l_1^+ l_2^-) \sim 20\%$ ($\text{BR}(N \rightarrow \nu e^+ e^-) \sim \text{few percent}$)

$\text{BR}(N \rightarrow \text{hadrons}) \sim 60\% - 70\%$, various final states

FASER 2

\Rightarrow up to $\sim 10^3$ events for $m_N \gtrsim m_D$

\Rightarrow for $m_N \lesssim m_D$ possible $\sim 10^1 - 10^2$ events



HEAVY NEUTRAL LEPTONS

- seesaw mechanism, e.g., for type-I seesaw

$$\mathcal{L} = \mathcal{L}_{\text{SM}} + i \tilde{N}_I \not{\partial} \tilde{N}_I - F_{\alpha I} \bar{L}_\alpha \tilde{N}_I \tilde{\Phi} - \frac{1}{2} \tilde{N}_I^c M_I \tilde{N}_I + \text{h.c.}$$

- once Higgs gets vev, they mix with active (SM) neutrinos

Mixing angles: $U_{eI}, U_{\mu I}, U_{\tau I}$

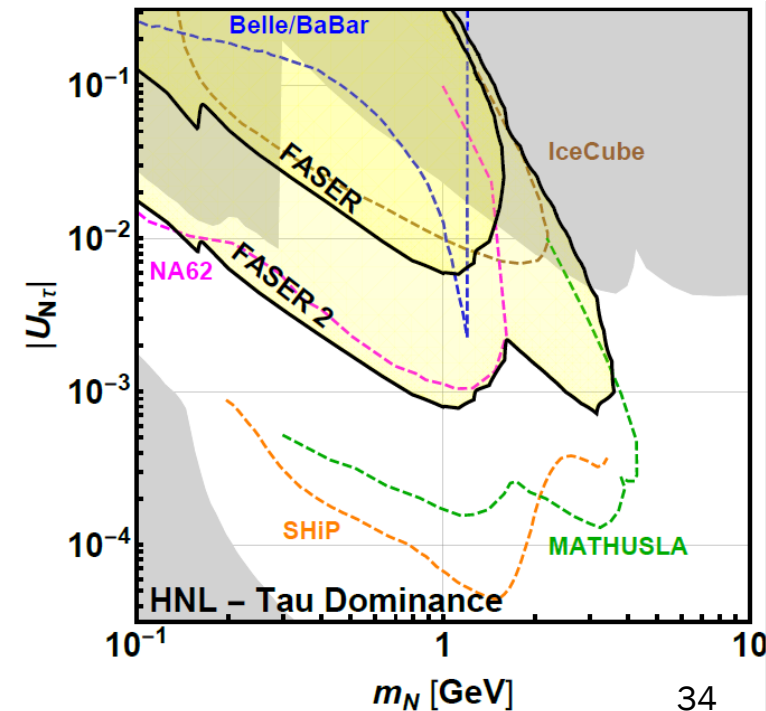
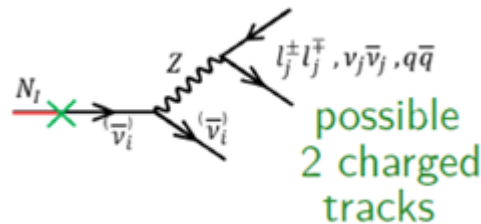
- production in B and D meson decays

$$D^{0,\pm} \rightarrow N e^\pm K^\mp, 0, (*), D_s^\pm \rightarrow N e^\pm, \dots$$

$$B^{0,\pm} \rightarrow N e^\pm D^\mp, 0, (*), B^\pm \rightarrow N e^\pm,$$

$$B_c^\pm \rightarrow N e^\pm, \dots$$

- decay back into lighter SM particles (visible BR often 80-90%)



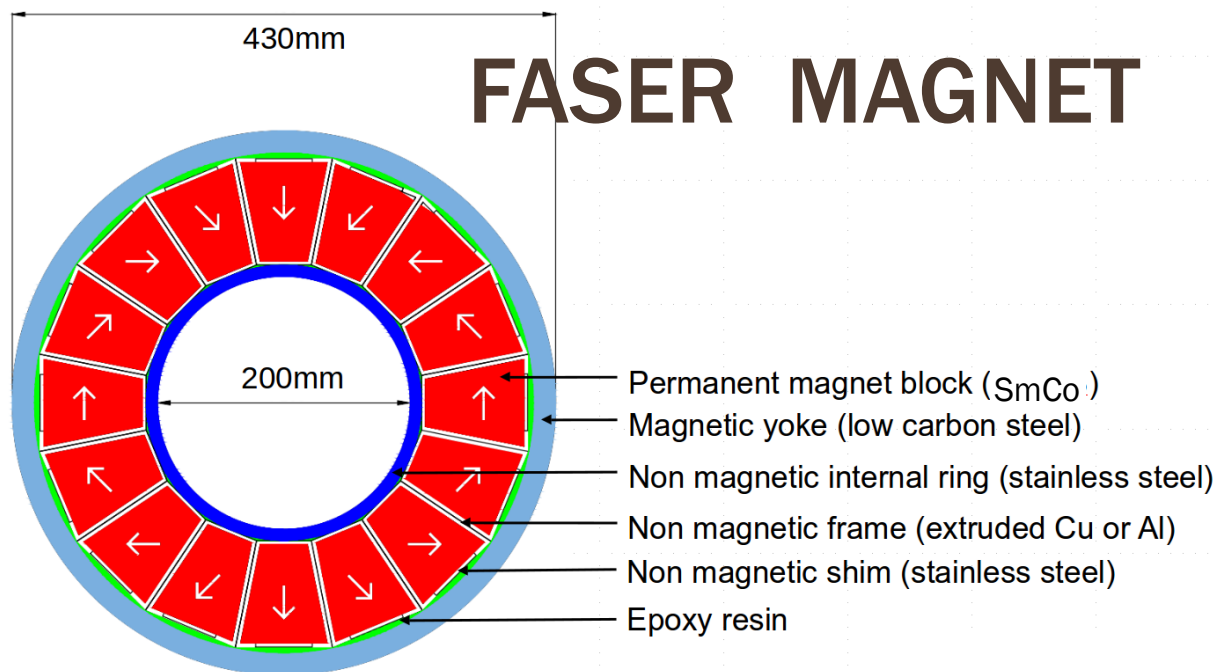
MORE MODELS OF NEW PHYSICS

(table refers to the benchmark scenarios of the Physics Beyond Colliders CERN study group)

Benchmark Model	Label	Section	PBC	Refs	FASER	FASER 2
Dark Photons	V1	IV A	BC1	[7]	✓	✓
$B - L$ Gauge Bosons	V2	IV B	—	[30]	✓	✓
$L_i - L_j$ Gauge Bosons	V3	IV C	—	[30]	—	—
Dark Higgs Bosons	S1	V A	BC4	[26, 27]	—	✓
Dark Higgs Bosons with hSS	S2	V B	BC5	[26]	—	✓
HNLs with e	F1	VI	BC6	[28, 29]	—	✓
HNLs with μ	F2	VI	BC7	[28, 29]	—	✓
HNLs with τ	F3	VI	BC8	[28, 29]	✓	✓
ALPs with Photon	A1	VII A	BC9	[32]	✓	✓
ALPs with Fermion	A2	VII B	BC10	—	✓	✓
ALPs with Gluon	A3	VII C	BC11	—	✓	✓

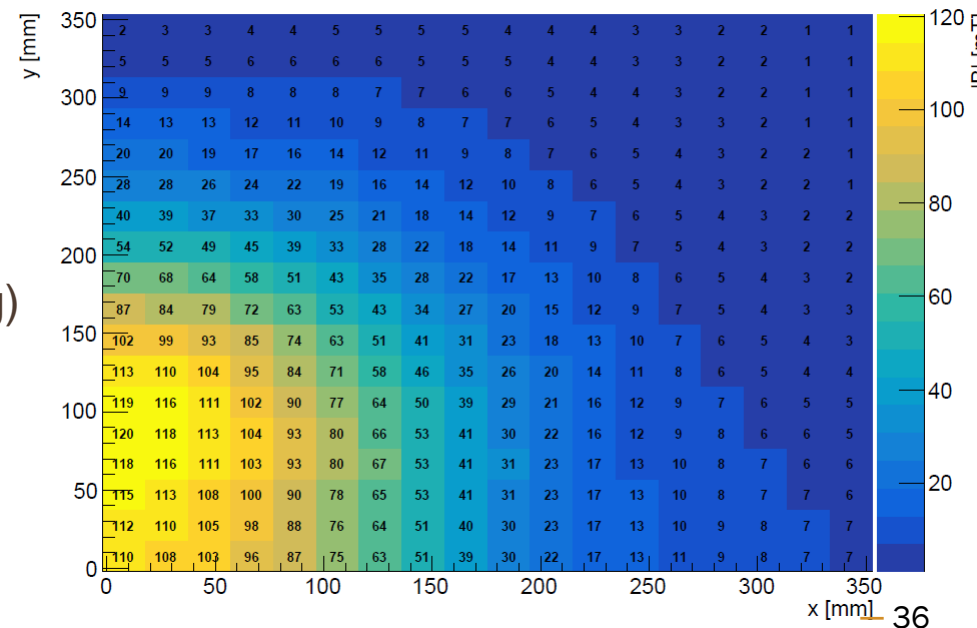
Other models & FASER sensitivity studies e.g.:

- RPV SUSY (D. Drecks, J. de Vries, H.K. Dreiner, Z.S. Wang, 1810.03617)
- Inelastic dark matter (A. Berlin, F. Kling, 1810.01879)




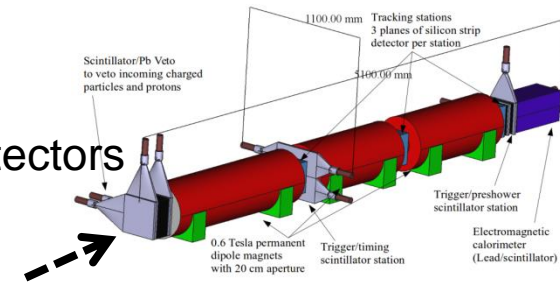
|B| [mT] at z=1100 mm

- 0.55T permanent dipole magnets based on the Halbach array design
 - LOS to pass through the magnet center
 - minimum digging to the floor in T112
 - minimized needed services (power, cooling)
- manufacture: CERN magnet group
- stray field around scintillator PMTs ~5mT
 - ➔ shielding (mu-metal)

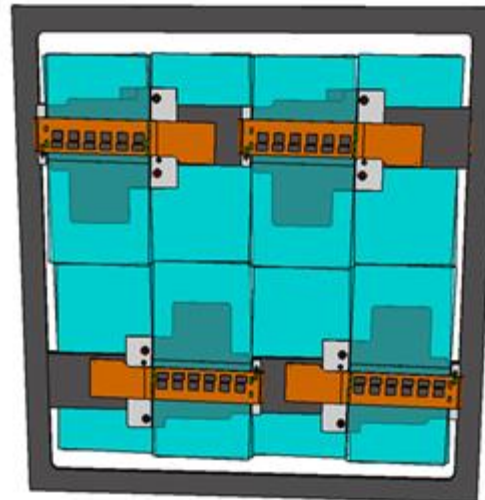


FASER TRACKING STATIONS

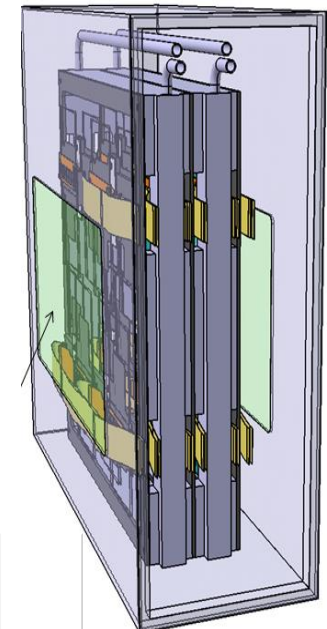
- The FASER Tracker will be made up of 3 tracking stations
- Each containing 3 layers of double sided silicon micro-strip detectors
- Spare ATLAS SCT modules will be used
 - 80 μ m strip pitch, 40mrad stereo angle
 - Many thanks to the ATLAS SCT collaboration!
- 72 SCT modules needed for the full tracker
- Due to the low radiation in T112 the silicon can be operated at room temperature, but the detector needs to be cooled to remove heat from the on-detector ASICs
- Tracker readout using FPGA based board from University of Geneva (already used in Baby MIND neutrino experiment)



SCT module

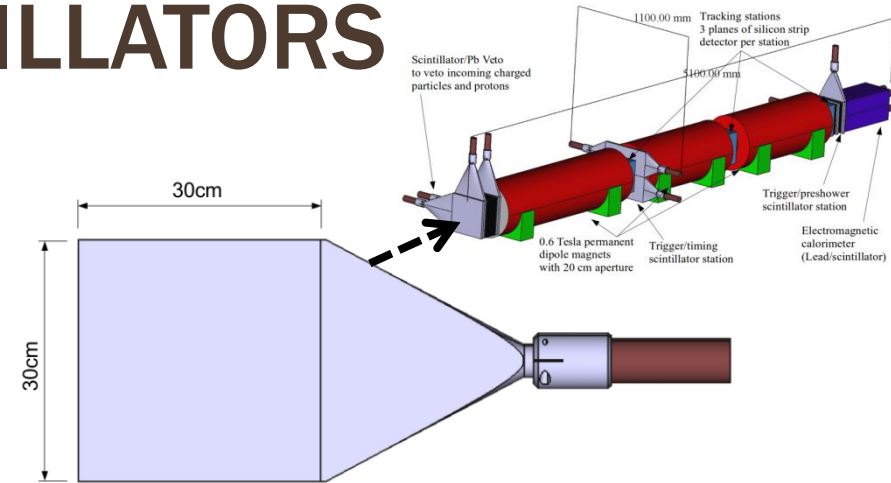
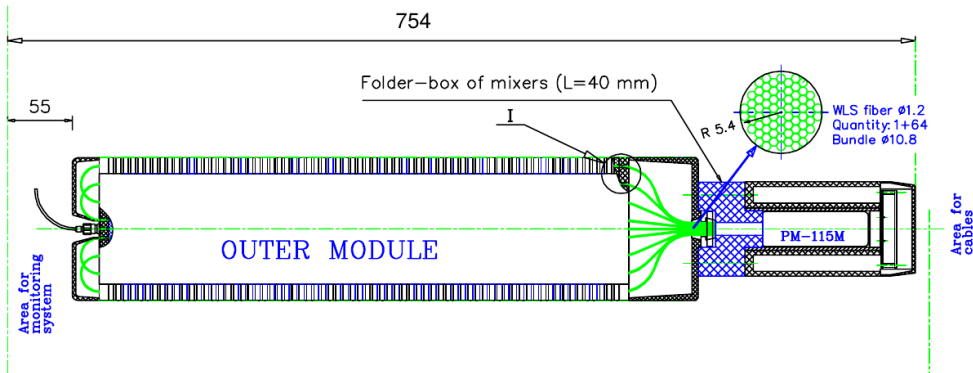


Tracking layer



Tracking station

CALORIMETER & SCINTILLATORS



- FASER will have an ECAL:

measuring the EM energy in the event (up to 1% accuracy in energy ~ 1 TeV)

- Will use 4 spare LHCb outer ECAL modules

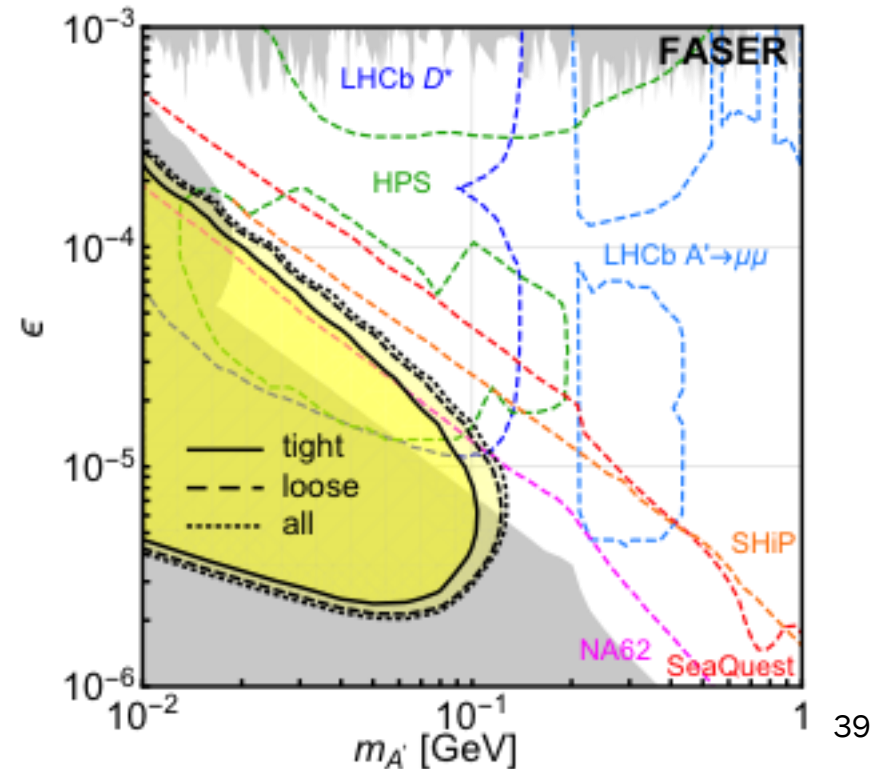
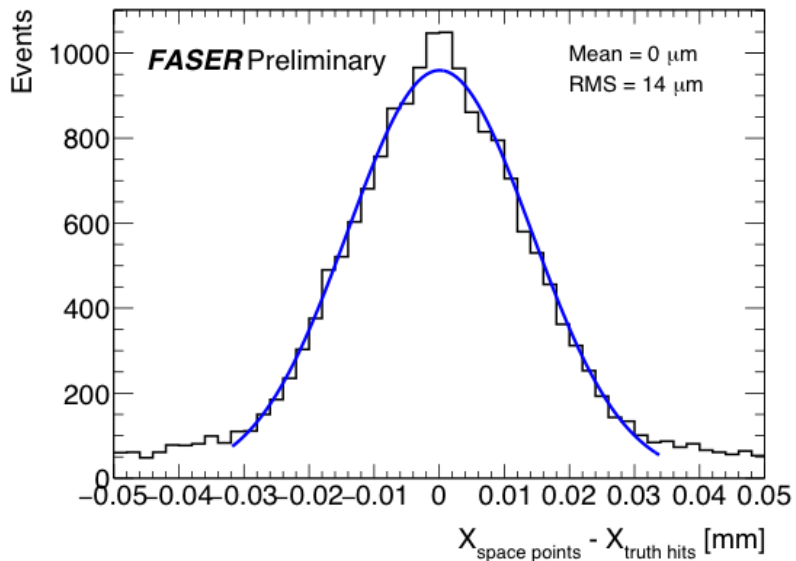
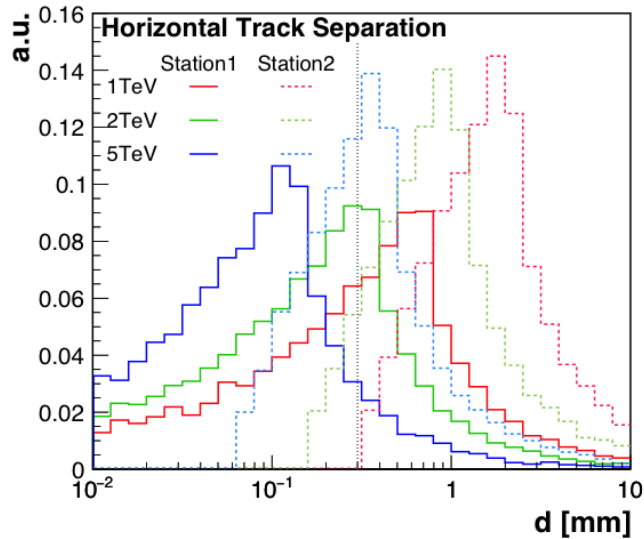
- Many thanks to LHCb Collaboration for allowing us to use these!
- 66 layers of lead/scintillator (2mm lead, 4mm plastic scintillator)
 - 25 radiation lengths long
 - no longitudinal shower information
 - Resolution will degrade at higher energy due to not containing full shower in calorimeter

- Scintillators used for vetoing charged particles entering the decay volume, for triggering and as a preshower

- To be produced at CERN scintillator lab
- Vetoing: achievable extremely efficient charged particle veto (eff>99.99%)
- Trigger: also timing the signal with respect to timing of the $\$pp\$$ interactions
- Preshower: thin radiator in front, photon showering (disentangling from ν interactions in ECAL)³⁸

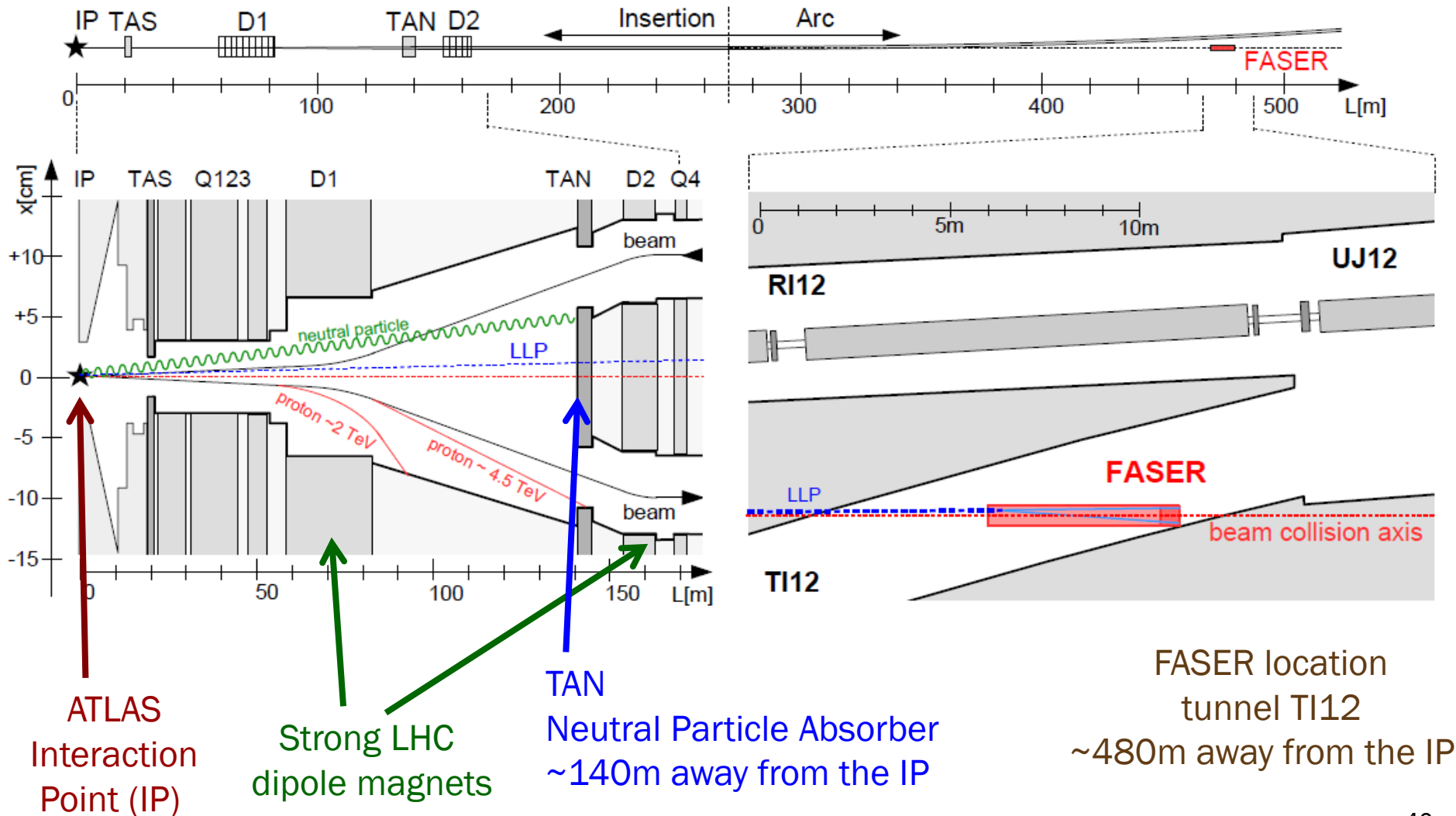
MORE ABOUT TRACK SEPARATION

GEANT 4



FASER AND SURROUNDING LHC

INFRASTRUCTURE



POSSIBLE LOCATIONS (TI12 vs TI18)

- When designing the detector 2 main possible locations were considered:
tunnels **TI12** and **TI18** on two sides of the ATLAS IP (~480m away from the IP)
- Both are former service tunnels connecting SPS and the main LHC tunnel
- Both are currently unused
- Both slope steeply upwards when leaving the main LHC tunnel (SPS is shallower than LHC)
- In both cases the line-of-sight (along the beam collision axis)
is below the tunnel floor as it enters the tunnel, and then emerges from the floor
- Lowering of the floor up to 460mm is possible to maximize the detector length
(CERN survey team)
- The tunnels do have identical geometry:
about 5m long detector can be fit in tunnel TI12
about 3m long detector can be fit in tunnel TI18
- Based on this the **preferred location is the tunnel TI12**
- BG measurements have been performed in both locations (below fluxes within 10 mrad)

	beam [fb ⁻¹]	observed tracks [cm ⁻²]	efficiency	normalized flux, all [fb cm ⁻²]	normalized flux, main peak [fb cm ⁻²]
TI18	2.86	18407	0.25	$(2.6 \pm 0.7) \times 10^4$	$(1.2 \pm 0.4) \times 10^4$
TI12	7.07	174208	0.80	$(3.0 \pm 0.3) \times 10^4$	$(1.9 \pm 0.2) \times 10^4$
FLUKA simulation, E>100 GeV				1×10^4	